




Sample

Colorado History Guide



POST-NEWS 
EDUCATIONAL SERVICES

TABLE OF CONTENTS

Introduction to Colorado History Teacher's Guide	2
An Overview of Our State	
A few lesson suggestions for teachers	4
Reproducibles	6
Early People of Colorado	
Mini-projects for students	10
Reproducibles	11
The Ute Indians	
Mini-projects for students	15
Reproducibles	21
The Plains Indians	
Mini-projects for students	20
Reproducibles	21
Colorado's Hispanic Heritage	
Mini-projects for students	25
Reproducibles	27
Explorers, Trappers and Traders	
Mini-projects for students	31
Reproducibles	33
The Gold Rush Days	
Mini-projects for students	37
Reproducibles	39
The Pioneer Spirit	
Mini-projects for students	43
Reproducibles	45
Cowboys and Cattle Drives	
Mini-projects for students	49
Reproducibles	50
Historic Denver	
Mini-projects for students	54
Reproducibles	55
Looking Ahead	
Mini-projects for students	59
Reproducibles	61
Answer Key	64
Entry form for Colorado State Quarter	65

POST-NEWS EDUCATIONAL SERVICES

Dear Teachers,

In February 1992, The Denver Post introduced a Tuesday section especially for kids. It's called Colorado Kids and is printed every Tuesday in the Scene section of The Denver Post.

Each week, the section covers a different theme – sometimes history, sometimes science, sometimes hobbies and sports, and holidays throughout the year. Each issue during the school year includes a cover story, serialized non-fiction, book and movie reviews, contests and giveaways, and the Colorado Wise section. A parent/teacher area is also included each week, with activities reinforcing learning points presented in the section.

Each section of this guide offers a list of recommended activities for using Colorado Kids and The Denver Post in the classroom to explore Colorado's past. We have also included three reproducibles for each different period in Colorado history, ranging from the study of our state's early inhabitants, to gold mining days, to hopes for the future.

We hope you enjoy this guide. As always, we welcome your comments and look forward to hearing from you and your students.

Sincerely,

Post News Educational Services

AN OVERVIEW OF OUR STATE




The average elevation of Colorado is 6,800 feet, making ours the highest state in the nation.

AN OVERVIEW OF OUR STATE

A few lesson suggestions for teachers

1. Colorado Kids answers questions sent in by young readers and publishes the child's name and an answer to the question in the newspaper. The feature is called "Good Question" and appears regularly in Colorado Kids. Direct students to come up with their own good questions about our state and mail them to Colorado Kids. The Denver & the West section of The Denver Post is a good source for ideas. For example, they might find an article about a Colorado Indian tribe and come up with a question about that tribe.
2. Ask students to divide a sheet of notebook or construction paper into four parts and write the four Colorado landforms – mountains, foothills, grasslands and plains – at the top of each of the four sections. Students should find at least three illustrations, words or photographs from The Denver Post and Colorado Kids that represent each of the landforms and glue the items they find in each associated square.
3. Ask students to design a special edition of Colorado Kids about our state. Suggest to students that they redesign the masthead using Colorado state symbols and items that reflect the people of Colorado, how we live and the beauty of our state. Divide students into groups of four to design their page and get quotes from each other about what they like best about living in Colorado and what they would tell someone their age living in another state or country about our state. Encourage students to include their school pictures in some way in the finished page, either with their quotes, or profiles as contributors to the section.
4. Ask students to design a Colorado Kids flag picking four or five items or ideas that they think are of particular interest to kids in Colorado. Using the items they choose, design the flag using only four or five colors which they think represent being a kid in Colorado. Ask kids to write a paragraph explaining why they chose the items and colors they did for their flag. Encourage students to send their flag designs and descriptions to Colorado Kids.
5. Ask student to divide a sheet of notebook or construction paper into four parts. Write each of the four seasons – spring, summer, fall and winter – at the top of each of the four sections. Instruct students to find at least five pictures, words or photographs in The Post and Colorado Kids that represent each of the seasons in Colorado and glue the items they find in each associated square.

Along the tops of the Rocky Mountains from Canada to Mexico is an imaginary line called the Continental Divide. Water and melted snow on the east side of these peaks eventually runs into the Atlantic Ocean. Water running down the west side eventually runs into the Pacific Ocean.



An overview of our state, continued

6. Work with your class to create a Colorado Wise school bulletin board. Assign one or two students each week to find a fact about Colorado in The Denver Post, rewrite it on a piece of construction paper, draw a picture to go with the fact they find, and read their fact aloud. On the back of their Colorado Wise facts, instruct each student to write the following newspaper information: Date of the paper from which they found the fact; and the section and page number where they found the fact. Allow students to put their own facts on the bulletin board as they complete the assignment.

BONUS: Award student for finding their facts with a Colorado Wise bookmark that you can make. Photocopy the Colorado Wise logo (used throughout this guide) on to bright paper and trim the copies into bookmarks.

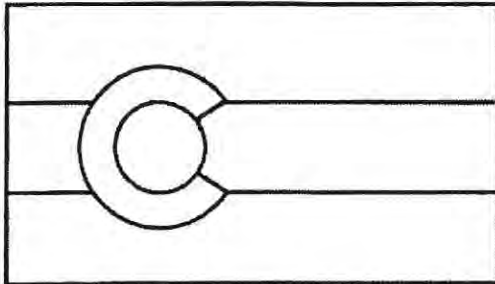
7. Ask students to look over The Denver Post very carefully to see how many different Colorado Places they can find and circle them. Use a Colorado map to find each of the places referred to in The Post. Ask students to come up with at least one geographic description of the locale of each. For example, Littleton is southwest of Denver, and Trinidad is about 20 miles north of the New Mexico border.
8. Ask students to find a hotel or tourism advertisement in today's Denver Post and use it as a model to write their own advertisement encouraging people to vacation in Colorado. Students should begin by writing three good reasons to visit our state. Then students should write a headline that will get the readers' attention.



AN OVERVIEW OF OUR STATE: Colorado Symbols

State symbols are chosen to represent things that are important to the people who live in the state and for having unique relationships with the state. Read over the descriptions of two Colorado state symbols below. Then see if you can guess the other symbols from their scrambled letters.

The State Flag



The colors in the Colorado state flag were chosen because they represent different features of our state. Two blue stripes stand for Colorado's skies. A white stripe in the middle stands for the mountain snows. The "C" is for Colorado. The red represents the red soil found in our state. The gold in the flag stands for the gold that lured the early miners to our state.

The State Seal



The seal tells when Colorado became a state. It shows the eye of God and uses Latin words that mean "Nothing without providence." Providence means using care and preparation in planning for the future.

The State Animal



IGONBRH PHESE

 ○ ○

The State Bird



KLAR TNNIGBU

 ○ ○
 ○

The State Flower



NEBLUCOIM

 ○ ○

The State Tree



LUEB ECPSUR

 ○ ○

Unscramble the circled letters to fill in the blanks below to name the Colorado state fossil.

_ T _ G _ _ _ _ _ S



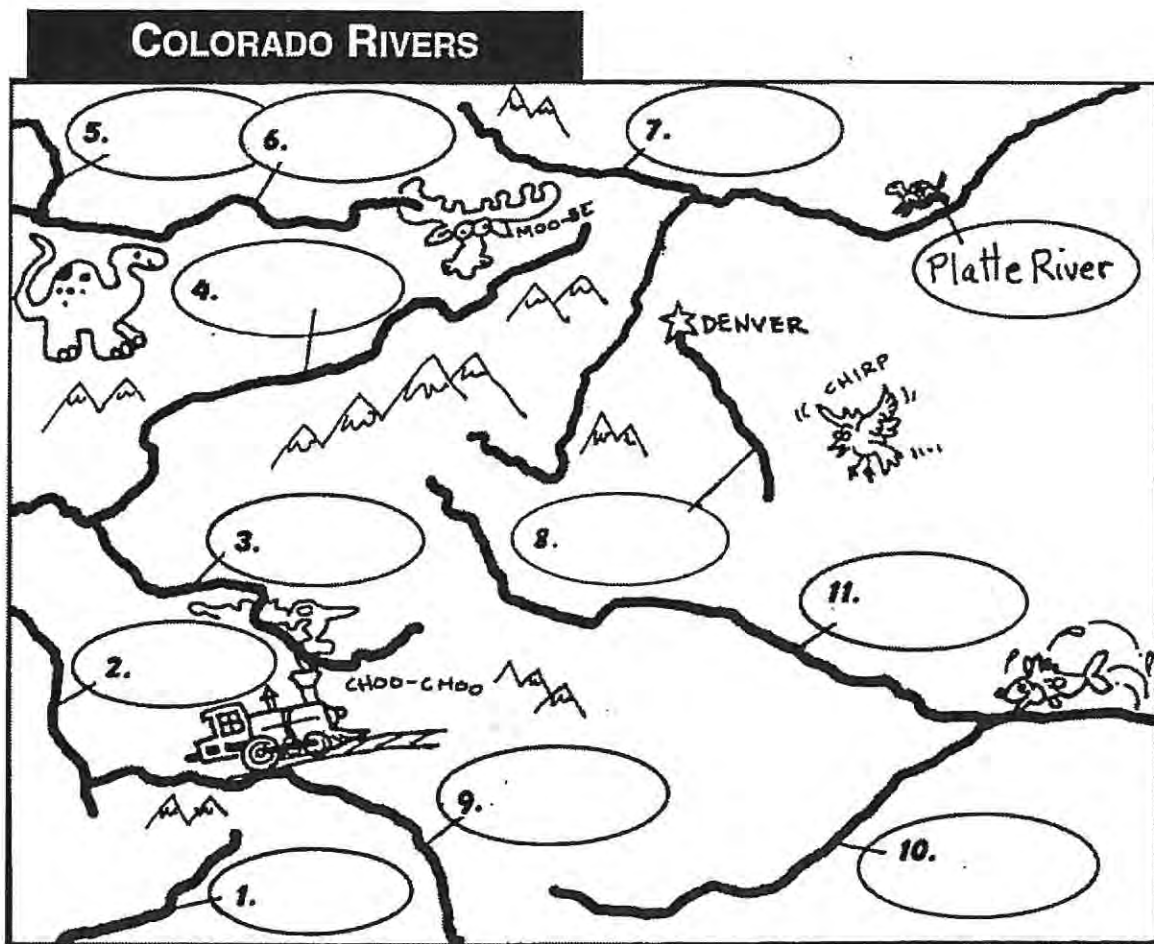
Browse through The Denver Post to see if you can find examples of the following: the colors represented in the Colorado state flag, a bighorn sheep or other animal, a blue spruce or other fir tree, a flower, and a bird.

AN OVERVIEW OF OUR STATE: Mapping the Major Rivers

Water is one of our most important natural resources. Water is necessary for all life. In fact, more than half of the human body is made up of water. Many people get their water from Colorado's rivers. Water from our state's rivers eventually makes its way to 18 different states and Mexico.

Using a map of Colorado (an encyclopedia is a good place to look), write the letter of the appropriate river in the numbered ovals below. We've given you one river to start.

- | | | |
|-------------------|---------------------|--------------------------|
| A. Dolores River | E. Rio Grande | I. Cache La Poudre River |
| B. Mancos River | F. Arkansas River | J. Gunnison River |
| C. Colorado River | G. Purgatoire River | K. Green River |
| D. Yampa River | H. Cherry Creek | |




Circle the river nearest your home.



Skim through today's Denver Post to look for examples of items and activities that require water. For example, athletes need water to drink after a tough workout, farm crops need water to grow, and car engines need water to keep from overheating.

EARLY PEOPLE OF COLORADO



Colorado Fact: Spring was a time for marriage in the Anasazi culture. If a young woman wanted to marry, she sat in front of a young man's house and ground corn for four days. If her grinding was good, the families agreed on the marriage. If an Anasazi wife wanted a divorce, she put her husband's belongings outside while he was away.

EARLY PEOPLE OF COLORADO: Mini-Projects for Students

Mini-projects for students

1. The arrowhead was a very important tool for Colorado's early inhabitants, the Folsom people. Look through today's Denver Post for drawings and photographs of at least 5 different tools. Cut out the tools you find, glue them on a piece of paper and list three ways we use each today. Think of tools in a broad sense, considering items such as pens, kitchen utensils and toothbrushes.
2. Imagine someone finds an issue of Colorado Kids 2000 years from now. Judging from the issue, list three things you think an archaeologist might say about kids living in Colorado today. Support your ideas with words, pictures and facts from Colorado Kids. For example, if the issue shows several kids roller-blading, you might think (if you found the section 2000 years from now) that Coloradans in the 20th century had wheels attached to their shoes because gasoline was so scarce they needed to resort to a different type of transportation. Keeping in mind that the Basketmakers were so-named because of the baskets found in historic digs, what might archaeologists call us?
3. Imagine you have been asked to create a time capsule edition of Colorado Kids. What ideas, themes and issues would you include in this special edition to be read by kids 100 years from now? List at least 10 ideas including fads, political events, popular jokes and sports that are "all the rage" today.
4. Imagine you are a world-famous archaeologist and architect. Recently you have combined your expert understanding of the Anasazi cliff dwellings with the needs of people living today to create a futuristic village. The newspaper is doing a story about you and your work but has requested you provide them with a diagram of your village. You happily agree to make a special drawing for them and label several of the most important features and functions of your village, including these:
 - A means for providing food for your inhabitants (such as allowing space for farmland)
 - Availability for water
 - Protection from extreme hot and cold weather


Draw and label your village

EARLY PEOPLE OF COLORADO: An Early Discovery

Archaeologists (people who study past human life and activities) have pieced together a few ideas about the early inhabitants of our state. The first clues to the puzzle were found around the year 1900, near Folsom, New Mexico. A cowboy found some buffalo bones that were bigger than any he had seen before. An archaeologist heard about the cowboy's find and started digging at the site in search of more clues to the kinds of bones the cowboy found. In his search, he found stone points that looked like big arrowheads. The arrowheads led archaeologists to believe that the buffaloes were killed by spears thrown by ancient humans. Researchers named the spear points Folsom Points. They named the people Folsom People. Later, Folsom Points were found in Colorado.

The Folsom People were nomadic, meaning they moved from place to place, never settling in one place very long. Archaeologists have drawn a few conclusions about how the Folsom People lived from the ancient items they have found believed to belong to the Folsom People. For example, the Folsom People used tools like those used by American Indians to scrape the hides of animals. This may mean they used the hide of animals for clothing.

ACTIVITY:
 Draw the types of tools you think the Folsom People might have used for each of the activities listed about each box. We drew the first one to help you get started.

	Arrowhead for Spears	Chopping Wood
		
Cleaning Hides	Combing Hair	Digging Holes



Write a newspaper article as if you were the archaeologist who discovered the Folsom arrowheads. Draw a picture to help illustrate your article.

EARLY PEOPLE OF COLORADO: Basket Design

In the early 1900's archaeologists working in parts of Arizona, New Mexico, Utah and Colorado – the Four Corners area – found the remains of a hunting and gathering civilization. They named the ancient people the Basketmakers because of the many baskets found among the remains.

The Basketmakers lived in southwestern Colorado thousands of years after the Folsom People and before the Cliff Dwellers of Mesa Verde. Baskets were very important to the people. They used them to store food and treasured items. They even learned to store water in baskets by coating the baskets with a tar-like substance.

If you were a Basketmaker, what pattern would you design on the basket below, and what would you store inside? Color the basket below with a design you like.



My basket is for storing _____



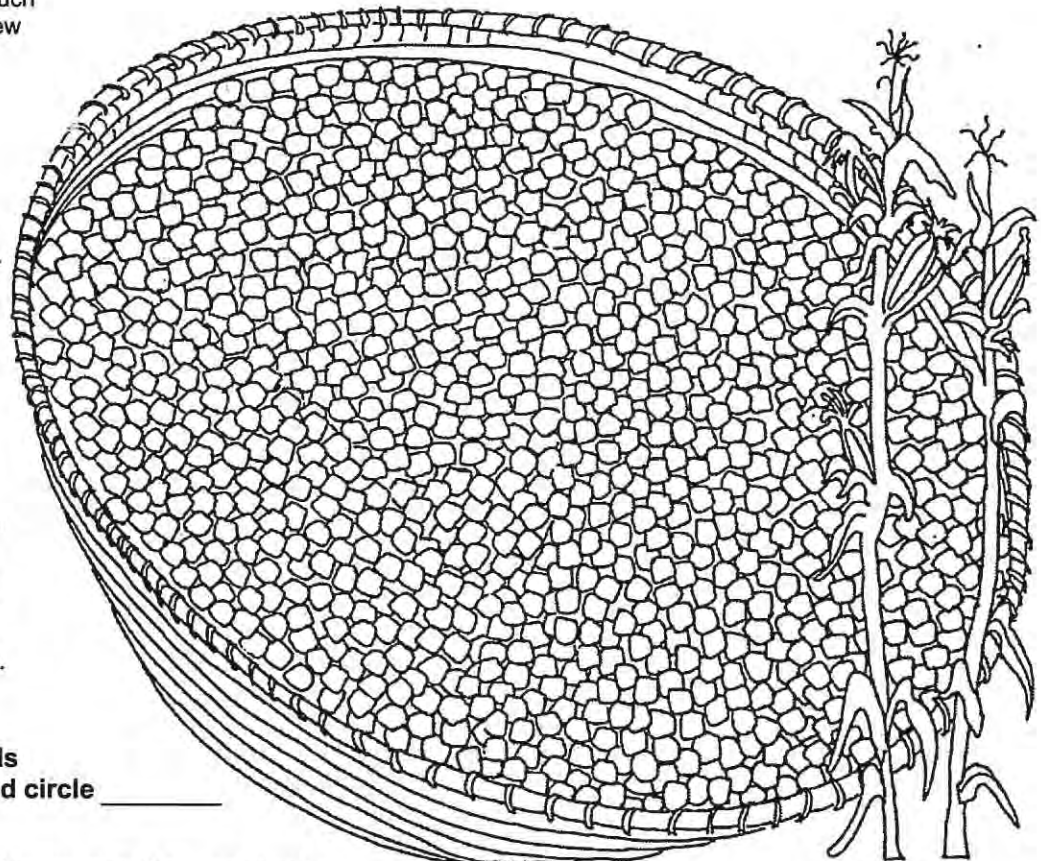
Archaeologists study the ways people lived in the past. They look for clues in the way people entertained themselves, lived in groups, what they ate, and what kinds of religious beliefs they held. Look through today's Denver Post for an article that tells something about the way we live today. Explain to classmates why you chose the article you did.

EARLY PEOPLE OF COLORADO: How Many Kernels in the Basket?

How in the world would you count all of the kernels of corn in the basket below? How could you keep track of which kernels you have counted and which you have not? One way to count the kernels is to make an estimate. An estimate is an approximate calculation of a value or a number. Below are the steps for making an estimate.

Colorado fact: The Basketmakers and the Anasazi Cliff Dwellers of Mesa Verde farmed corn. In fact, corn, beans and squash have been farmed in Colorado for more than 2,000 years.

In doing this activity, remember, an estimate is not exact. Don't worry too much about missing a few kernels.



A) Draw a circle the size of a penny around a group of corn kernels. Then count as many kernels as you can in the circle.

Number of kernels in the penny-sized circle _____

B) Next, figure out how many of the penny-sized circles can fit in the basket.

Number of Circles = _____

C) Now, multiply the number of circles in the basket by the number of kernels in the first circle.

Number of Circles X Number of kernels in the first circle =

D) Add the number of kernels not included in your penny-sized circles to the above product. The answer is your estimate.

E) My estimate is _____ kernels.



Estimate the number of words in a newspaper Column. Count the number of words in 1" of copy (text). Then, figure out approximately how many words are in a column of The Denver Post. After you have estimated, count the words to see how close you came.

The Ute Indians




Colorado Fact: The much-honored Ute chief Ouray spoke fluent English, Spanish, Ute and Apache

THE UTE INDIANS: Mini-Projects for Students

1. Imagine you have the chance to meet and interview Chief Ouray or Chipeta, his wife. Which would you choose to interview and why? Imagine you are writing a newspaper article about one of these two Ute leaders. List 10 questions you would ask him/her. Imagine also that you have a photographer with you. What might you instruct him/her to shoot to best capture the person you are interviewing?
2. Pretend you are in charge of bringing a Ute dance company to your town. They will perform the Bear Dance among other traditional dances. Design a newspaper advertisement to get people interested in attending the show. Be sure to include essential information including time, place, date and a phone number for more information. Refer to theater advertisements in the Lifestyles section of The Denver Post as a guide.
3. The Ute Indians, like many native people, believed great spirits in nature were responsible for events such as droughts, good and bad hunting seasons and the creation of the Earth. Browse through The Denver Post to find an article about an event such as severe weather, an earthquake or a toxic chemical leak. Create a nature spirit and write a legend using your imaginary spirit to explain why and how the event took place. For example, if you find an article about an increase in citizens recycling the newspaper, how might your imaginary spirit respond?
4. Early Utes spent much of the year moving from place to place looking for things to eat. They hunted antelope, elk, buffalo, deer, rabbit, beaver, bear and bighorn sheep. They also ate wild currants, blackberries and strawberries. Sometimes they found wild vegetables including spinach, potatoes, and onions. Create pretend Ute recipes using several of the ingredients mentioned above. Make up an imaginary food section for the newspaper, about Ute cuisine using kids' recipes. Model your section after the food section in Wednesday's Denver Post.
5. Find five articles in today's Denver Post that tell about how we live today; for example, family life, politics, ceremonies, celebrations, war, feeding ourselves, and shelter. For each article you find, write one or two sentences comparing how we live with the way the Utes lived.
6. Obituaries are notices in the newspaper telling about a person's death. Research the life of Chief Ouray. Then, write an obituary for the Ute chief. Use the obituaries in The Post as guides.

Ute Indians knew about the abandoned cliff houses of Mesa Verde before white settlers found the dwellings. The Utes, however, avoided the cliffs, fearing they were haunted.



THE UTE INDIANS: Yucca Soap

The Ute Indians, and the Anasazi before them, used the roots of yucca plants as a type of soap. Juices from the roots make suds good for bathing. Use the space below to create a newspaper advertisement for a soap made from yucca roots. Be sure to give your soap a name, mention its historical use, and tell customers how well it works.

Write the name of your soap on the line above and decorate your bar of soap

Write the name of your soap on the line above and decorate your bar of soap




Find a hotel or tourism advertisement in today's Denver Post. Use it as a model to write your own advertisement encouraging people to vacation in Colorado. Begin by writing three good reasons to visit our state. After you've written three good reasons to visit our state, write a headline that will get reader's attention.

THE UTE INDIANS: Family Relations

Family was and still is an important part of Ute life. Girls learned to cook and sew from their mothers, and boys went hunting with their fathers. Grandparents helped care for Ute children and passed on family traditions, beliefs and legends.

Think about your family and draw yourself and other members of your family on the figures below. Do you have a grandparent or aunt who lives with and helps care for you? Maybe you do not live with both parents. Draw your family as best you can. If there are too many figures in the picture frame, make one of them a close friend, cousin or neighbor. If there are not enough figures in the frame, draw in more yourself.



Browse through The Denver Post to find a photograph, drawing, or article about how families live and care for each other today. For example, maybe you'll find an article about a fun after-school program, or a review of a book about parenting.

THE UTE INDIANS: Compare and Contrast

Fill in the far right column on the chart below to compare and contrast how the Ute Indians lived with how we live today.

Category	The Ute Indians	You and your Family
Shelter	Teppees	
Food	Antelope, elk buffalo, deer, rabbit, beaver, bear, bighorn sheep, wild currants, blackberries, strawberries, spinach, potatoes and onions	
Religion and beliefs	Manitou, a great spirit in the sky. The Utes believed that Manitou created the mountains, plains, flowers, animals and the Utes.	
Tools	Bows and arrows, stones for grinding corn.	
Education	Parents and grandparents taught the children. Girls helped their mothers cook and sew. Boys hunted with their fathers.	
Entertainment & fun and games	Storytelling, dancing, music	



Find a photograph, drawing or article in The Denver Post representative of one of the categories above. Cut out the example you find, glue it on a piece of notebook paper and write two or three sentences explaining what the example you chose tells about the way we live today.

The Plains Indians




Colorado Fact:

The Plains Indians had many uses for the buffalo, including using buffalo chips (buffalo droppings) to fuel their fires.

THE PLAINS INDIANS: Mini Projects for Students

1. The tepees suited the Plains Indians' needs because they were easy to fold down and move to a new camp as the Indians moved frequently to follow the buffalo. Think about how people move today from state to state, country to country, or across the street. List five services someone moving today might need. Things to think about include a moving truck, a new refrigerator, cable TV hook-up, and a plumber. Browse through The Denver Post classifieds section to see how many of the needed services you came up with are listed.
2. When it came time to name a baby, Plains Indian parents often thought about what happened just before the baby was born. This is how the Indians came up with names like Two Crows and Sitting Bull. Imagine someone in your family was born today. Browse through The Denver Post and Colorado Kids to come up with three possible names for the baby. For example, maybe the Broncos won last night's game. Your family might decide to name your new baby sister Mile High Touchdown or Orange Crush Defense.
3. Many Indian tribes including the Plains Indians used sign language to communicate in addition to spoken languages. Sign language was especially useful when an Indian met another Indian from a different tribe and the two did not speak the same language. The two could communicate with their hands. Use the newspaper to find three examples of ways people communicate. Cut out the examples you find and write two or three sentences about each, telling why you think the communication methods you found are or are not efficient ways to communicate ideas. To get you started, the newspaper is one form of communication.
4. Many times the Indians made up of stories to explain happenings in nature that they did not understand. Look through the newspaper for something in nature you do not understand, such as a severe storm, the sunrise, or the changing colors of the leaves. Make up a story to explain the event using imaginary nature spirits from the sky, earth and water.
5. "Plains" and "planes" are homonyms. Homonyms are sound-alike words. Choose two articles from today's Post and circle all the words you can find in each of the articles that have homonyms. Draw a line from each circled word and write its homonym pair in the margin.
6. Arapaho and Cheyenne Indians lived in present-day Denver before being pushed out by miners. Write a pretend letter to the editor in support of a statue, arts center, street, or some other city addition being built in honor of the Indians. Be sure to state clearly what you want built and why. Provide reasons for your argument. Include dates and names of historic events involving the Arapaho and Cheyenne to back your request. Aim to be forceful but polite in your letter.


Arapahoe and Cheyenne Indians lived in present-day Denver before miners arrived



THE PLAINS INDIANS: the Buffalo Hunt

Before they had contact with European settlers, the Plains Indians were farmer and sometimes hunted buffalo. In the 1700s, the Indians obtained horses from Spanish explorers. With horses, the Indians could follow buffalo herds great distances, which they could not do on foot.

When a Plains Indian killed a buffalo, he used nearly all of it. Very little was wasted. Buffalo hides were used for tepee covers, clothing, shoes, and storage containers. Buffalo meat was eaten raw, roasted and as jerky, cut into strips and dried in the sun. The bones and horns of the buffalo were turned into tools. Think about what you've learned about the Plains Indians. Then see if you can list below 10 ways the Plains Indians used the buffalo.



Browse through today's Denver Post to see if you can find an example of an animal used by humans in some way today, either as food, transportation, or for sport.

THE PLAINS INDIANS: Legend in the Stars

The Plains Indians, like many Indian tribes believed in great nature spirits. I was believed that these spirits controlled such events as whether or not there was a good hunting season, long periods without raid, and the spread of a deadly disease through a tribe.

Create an imaginary nature spirit in the stars below by connecting the starts. Then, give your constellation a name. A constellation is a group of starts in a particular part of the sky, like the Big Dipper.

The name of my constellation is: _____



Using the lead story in today's Denver post, circle all of the letters that make up the word "constellation." Connect all the letters you circled. What does your picture look like? Try the same activity with a different newspaper article using the words "Plains Indians."

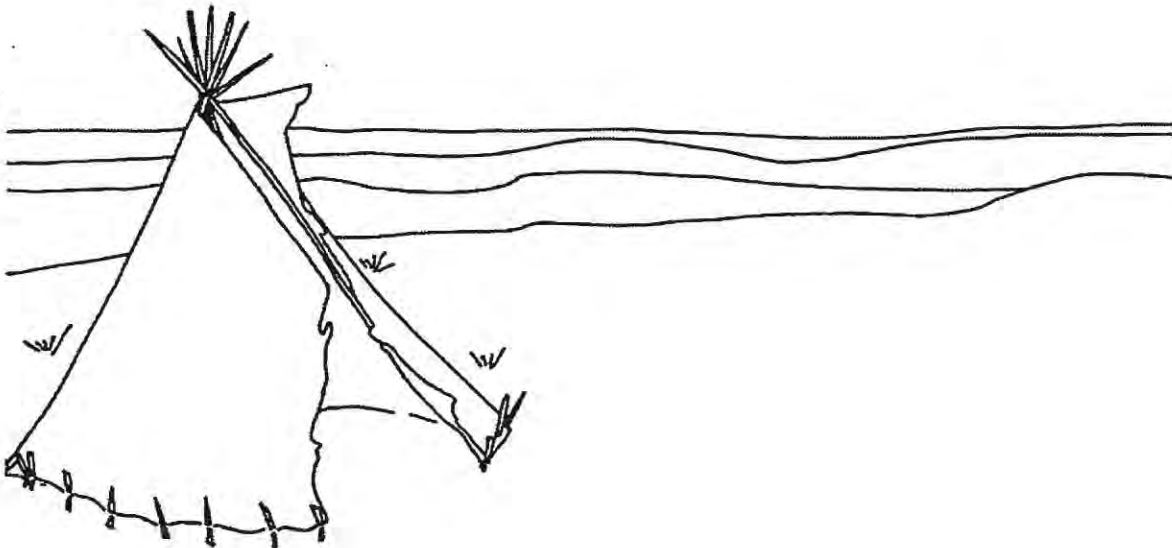
THE PLAINS INDIANS: Life on the Plains

More than 20 different tribes made of the Plains Indians including the Kiowa, Comanche, Sioux and Pawnee. The Cheyenne and Arapaho were the largest Plains Indian tribes in present-day Colorado. The Plains Indians hunted buffalo across the grasslands called the Great Plains. They were frequently on the move, packing up their tepees and belongings in order to follow the buffalo. Read over the items listed below and draw them in the plains scene to create a Plains Indian camp.


Items to Draw

- * a buffalo
- * buffalo hides hanging out to dry
- * two Indians using sign language
- * a horse
- * a bow and arrow
- * a cooking pot
- * a pile of wood for building a fire
- * a pair of moccasins

Some Indian families painted pictures on their tepees. The pictures said something about the accomplishments of family members. What pictures would you paint on your tepee if you were a Plains Indian? Draw them on the tepee below.



Colorado's Hispanic Heritage



Colorado Fact:

Before Spanish explorers came to present-day Colorado. The Catholic religion was not practiced in our state. The Indians who lived in Colorado had their own religious beliefs.

COLORADO'S HISPANIC HERITAGE: Mini Projects for Students



Spanish explorers were the first to bring horses to Colorado. They brought them aboard ship from Spain to Mexico and rode the horses north into Colorado.

place you spell is from your hometown. (Examples of Colorado places with Spanish place-names include Buena Vista, Del Norte, Conejos, San Luis, and the Sangre de Cristo mountain range.)

1. Cut out letters from Colorado Kids and The Denver Post to spell five Spanish Colorado place-names. Use a map of Colorado to figure out how far in miles each

2. Many early Spanish-American settlers named the villages they settled after themselves or after an important person in the village. Read through today's Denver Post and Colorado Kids to find a person after whom you would like to name a Colorado town. Write a paragraph explaining why you chose the person you did and mention one or two of his/her contributions to Colorado. Include also what you would like the town to be called; for example, would it be the town of Owens, or Owensville?
3. Spanish-American settlers in Colorado often built their homes out of adobe bricks. Browse through The Denver Post and Colorado Kids to see how many different types of building materials you can find. Cut out the examples you find. Then draw a diagram of your dream house labeling how you would use each building material. Don't forget to look in the classifieds and check the advertisements for building supply stores to find building materials. (Building materials can be plastics, brick, wood, fiberglass, glass and metals, to name several.)
4. Spanish-Americans have contributed much to Colorado's culture, including the foods we eat. Look through the newspaper and Colorado Kids to find foods, recipes, and advertisements for Mexican restaurants. Use the items you find to create your own Mexican restaurant menu. Include different categories in your menu, such as appetizers, breakfast items, lunch, dinner, dessert and drinks. Invent a catchy name for your restaurant and give your menu a pretty cover.


BONUS: Create a newspaper advertisement for your pretend restaurant. What special dish would you highlight in the ad? Would you offer any special deals such as two lunches for the price of one for persons bringing in the attached coupon, or 25% off for persons knowing how to say a particular word in Spanish?

5. Casimiro Barela is the only Hispanic person to have his picture in the stained glass windows of the Colorado Capitol. Ask your school librarian to help you research Casimiro Barela. Then write an obituary for him. Obituaries are notices in the newspaper telling about a person's death. Use the obituaries in The Post as a guide to the kinds of things to include in the announcement.
6. Create a Spanish word list. We've given you two below, but you might want to come up with others. Do a newspaper scavenger hunt in Spanish, searching for pictures, photographs, or English words to match the words in the following word list:

6. (continued) WORD LIST #1 (city words): el policía (police officer), el parque (park), el camión (truck), la rueda (wheel), el avión (plane), el autobús (bus), la ambulancia (ambulance) la bicicleta (bicycle), el tren (train), la calle (street), la iglesia (church), la casa (house), el carro (car), el banco (bank). WORD LIST #2 (school words): la maestra (teacher), el niño (boy), la niña (girl), los estudiantes (students), el pupitre (school desk), los libros (books), la pizarra (blackboard), el reloj (clock), el almanaque (calendar).
7. Parts of Colorado were once owned by Mexico. Mexico and the U.S. fought over these regions during the Mexican War (1846-1848). In 1848 a treaty was signed and Mexico gave up the land that in 1876 would become Colorado. Browse through the front section of The Denver Post to find an article or mention of a place where a war is currently taking place. Discuss the situation with classmates and your teacher. Then list three possible solutions to the conflict.
8. Imagine The Denver Post wants to create a Spanish edition of Colorado Kids. Write a help wanted advertisement seeking an editor for the section. Your ad should include a job title, the kind of previous experience you are looking for, whether the job is a full- or part-time position, and any special training the job requires, such as computer skills, art skills, and knowledge of more than one language. Refer to the help wanted ads in The Denver Post as a guide to write your ad.

BONUS: Exchange help wanted ads and write pretend letters to The Post in response to the ad. Stress the skills you have that make you the perfect person for the job and what you would do to improve the section.

Parts of Colorado were once owned by Mexico. Mexico and the U.S. fought over these regions during the Mexican War (1846-1848). In 1848, a treaty was signed and Mexico gave up the land that in 1876 would become Colorado.



COLORADO'S HISPANIC HERITAGE: A recipe for 1, 2, 3 or more

Below is a recipe for salsa, a tasty sauce flavored with the heat of hot peppers. Salsa is great for corn chip dipping, spreading over eggs and pouring over any of your favorite Mexican dishes.

ACTIVITY: Oh my gosh! Tomorrow is fiesta day at school. You just remembered YOU volunteered to bring enough salsa for 30 people. Read over the recipe card below for Super Salsa. Then write out any adjustments needed to increase the recipe to make enough for 30 party-goers.

SUPER SALSA

You'll Need:

- 3 tomatoes, cored and diced
- 1 medium to small-sized yellow onion, chopped
- 1 clove garlic, finely chopped
- 1 jalapeño pepper, chopped
- 2 tablespoons vinegar
- 1 tablespoon olive oil
- the juice of 1 lime

What to do:
Place all of the above ingredients into a large bowl and mix well.

recipe makes enough salsa for 5 chip-dipping guests.

SUPER SALSA

Optional ingredients to add to your salsa include a handful of fresh chopped cilantro and/or a small can of green chilies.

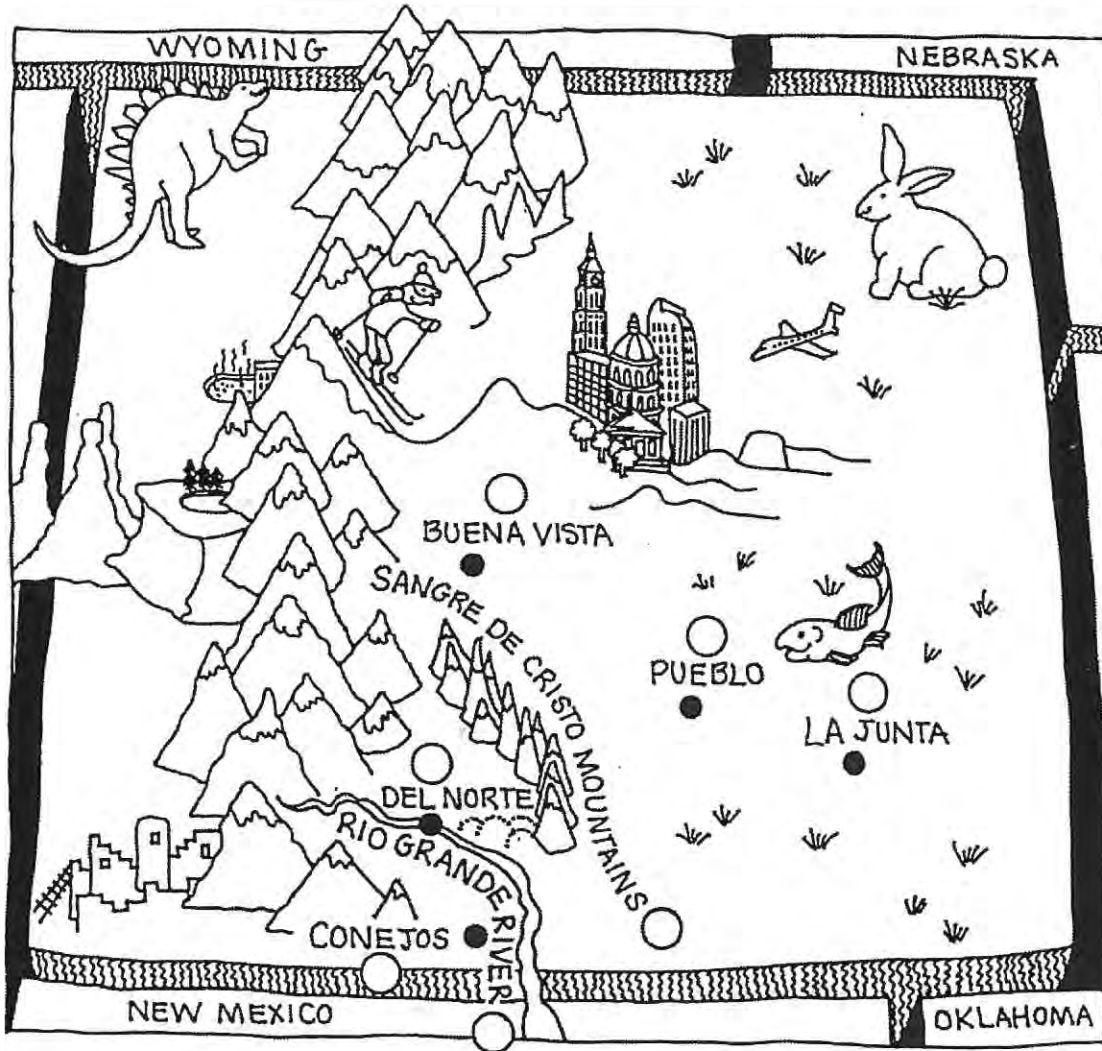


Chile peppers are hot. Look through today's Post to find three things that are hot in taste or temperature, and three things that are cool in taste or temperature. Remember to check coupons and advertisements.

COLORADO'S HISPANIC HERITAGE: Hispanic Place-Names

Colorado's Hispanic heritage can be seen in the names of streets, towns and mountain passes throughout our state. Several places in Colorado have Spanish names. See if you can match the following English words with the Spanish place-names on the map below. Write the letter of the English meaning in the O next to the appropriate Spanish place-name.

English Meanings of Hispanic Place-Names in Colorado	
A. Town	E. Blood of Christ
B. Rabbits	F. Good View
C. Big River	G. The Junction
D. Of the North	

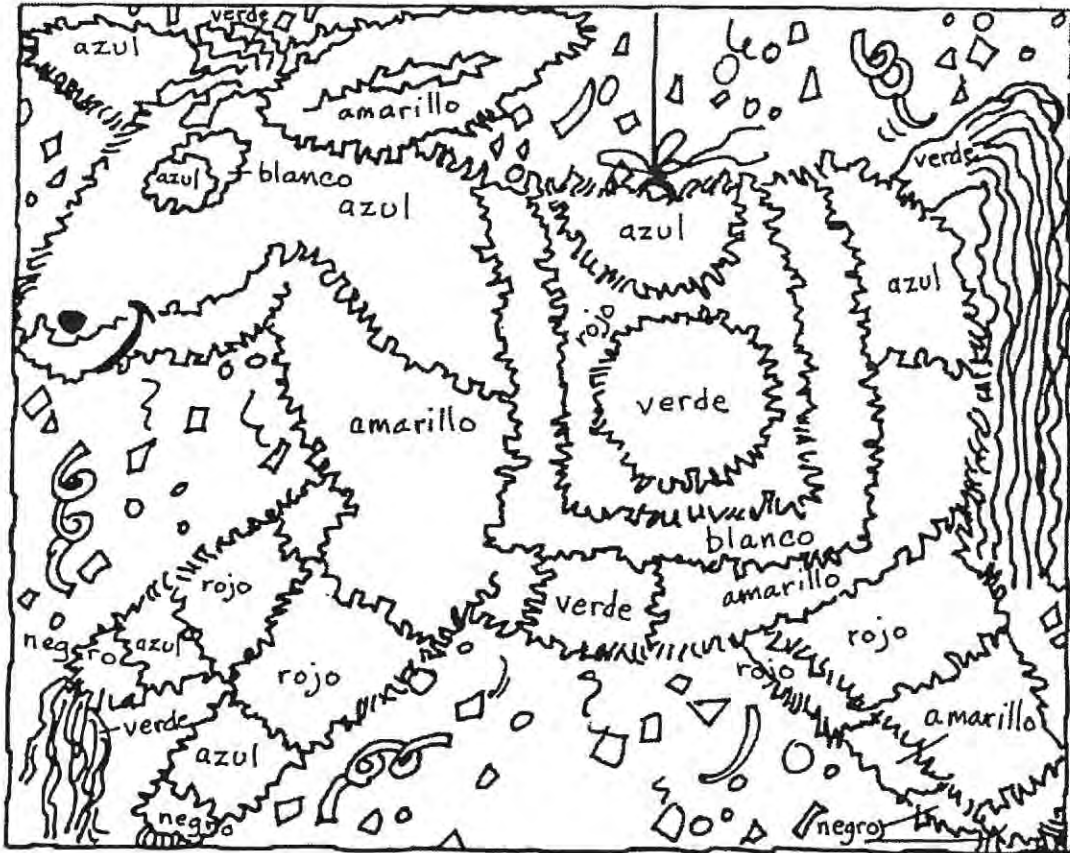


Browse through today's Denver Post to see if you can find mention of the above locations or any other Colorado places with names of Hispanic Origin.

COLORADO'S HISPANIC HERITAGE: Color the Piñata

Fiesta is the Spanish word for party. Fiestas take place during birthdays, anniversaries, and Hispanic celebrations. Sometimes there is a piñata at a fiesta. Most piñatas are made of papier-mache and hung from a high place where blindfolded children take turns swinging at it with a stick. When the piñata bursts open, candy falls to the ground.

Piñatas originated in Italy. They were shaped like stars with three points. Priests used the points of the star to symbolize each of the Three Kings who visited Jesus on Christmas. The candy inside the piñata symbolized the gifts given to Jesus. Priests traveling with Spanish explorers used piñatas to teach Indians the New World about the birth of Jesus.



Spanish Colors	
Amarillo (ah mah REE yo).....	yellow
Azul (ah SOOL).....	blue
Blanco (BLAHN ko)	white
Rojo (ROH ho)	red
Verde (VER day)	green
Negro (NEH gro)	black

Which color from the Spanish word list do you like the best? Write it in Spanish and English.


Spanish

English



Find examples of each of the following colors in today's Denver Post: Amarillo, azul, blanco, rojo, verde, negro


Explorers, Trappers and Traders



Colorado Fact:

The Spanish were the first non-Indian people to explore present-day Colorado. They came here in search of gold. Before the Spanish came here, there were no horses in Colorado. The Spanish brought horses across the Atlantic Ocean to Mexico aboard ships. They then traveled north on horseback.

EXPLORERS, TRAPPERS & TRADERS: Mini-projects for students



Spanish explorers who came to present-day Colorado discovered a river flowing through red stone gorges, making the water appear reddish. They called the river "Colorado," which in Spanish means red or ruddy-colored. Our state is named after the Colorado River.


previous experience you are looking for, whether the job is a full- or part-time position and how long a commitment you are looking for (1 month? 1 year? 10 years?). You should also list any special training you require of your team members such as first aid, knowledge of a language other than English and other special skills. Refer to the help-wanted ads in The Denver post as models to write your ad.

BONUS: Exchange help-wanted ads and write letter requesting employment to the ad you draw from the pile. Make a Colorado explorer bulletin board with your help-wanted ads and the responses.

1. Imagine you are Silvester Escalante, Zebulon Pike or Stephen Long. You are putting together an explorers' team. But you need several hardy explorers to make that team. Write a newspaper help-wanted ad looking for explorers to join your team. Your ad should include a job title, the kind of previous experience you are looking for, whether the job is a full- or part-time position and how long a commitment you are looking for (1 month? 1 year? 10 years?). You should also list any special training you require of your team members such as first aid, knowledge of a language other than English and other special skills. Refer to the help-wanted ads in The Denver post as models to write your ad.
2. Fur trappers and trades came west for adventure, but they were also businessmen looking to make their fortunes. Find one picture or photograph in Colorado Kids that you think you could turn into a money-making business. Create a business plan for the item you select by writing out the answers to the following questions:
 - To whom would you aim to sell the item?
 - About how much would it cost to make one of each item?
 - Would you need to hire anyone to help you make and sell the items?
 - How much would you charge per item in order to make a small profit?
 - How would you advertise the item?
 - Do you plan to produce any promotional items to help advertise your product such as T-shirts or caps?
3. Imagine you are hired by the newspaper to document Zebulon Pike's expedition up Pikes Peak. Make a detailed drawing of what the expedition looked like the day the explorers began their journey. Write a caption for your illustration.
4. Trappers carried with them the supplies they needed, much as we do today when we go camping. Imagine you are on a camping trip. Find pictures, words and photographs in today's Denver Post and Colorado Kids of 10 items you would want to take with you for an overnight in the mountains. Don't forget water.

5. Keeping in mind that fur trappers and traders were early Colorado businessmen, compare what they wore to work and the supplies they used on the job with those of a businessman or woman today. A fur trapper and trader carried with him items including snowshoes, warm buffalo robes to sleep under, a beaver cap, a "possibles" bag filled with little things a mountainman might possibly need, like flint and steel to start a fire, needles and thread to repair clothing, and lead for making bullets for hunting. Find 10 items in The Denver Post and Colorado Kids that a businessman or woman uses and wears today for his or her job. Don't forget cellular phones and computers.
6. To make a trade, two people must have items they are willing to exchange. Traders wanted buffalo robes and furs. Indians wanted iron tools and kettles among other trading goods. Traders had axes, lead and other tools. When the Indians and the traders exchanged goods they had to agree on how many kettles or axes were worth a buffalo robe. Cut out 10 items from today's Denver Post and Colorado Kids. This will be your "trading stash." Under your teacher's supervision, pick your trading partner and start "dealing." For example, if your partner cut out a picture of a car and you want that car, you may have to trade in ALL of your 10 items to get that car.
7. Imagine an extraterrestrial explorer has been sent to the U.S. on a mission from her leader Gorgonzola on the planet Mepta. Her assignment is to make 10 observations about the way people live in each state. She has less than an hour to collect data from Colorado. She has decided to make her observations based on what she reads in the newspaper. Read over The Denver Post and Colorado Kids. Then list 10 observations this visitor from outer space might make about the way we live in Colorado based on what she reads in the newspaper.

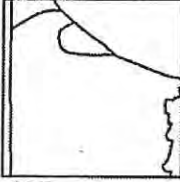

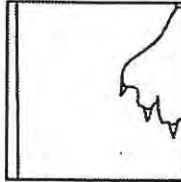




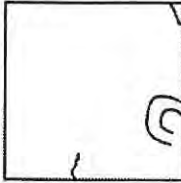

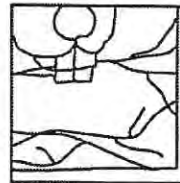

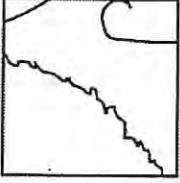


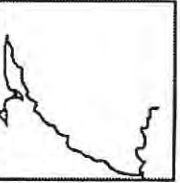
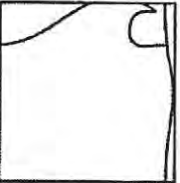
Katharine Lee Bates wrote the words to America The Beautiful after a trip to Colorado. She was inspired by a view from Pikes Peak.



THE EXPLORERS: A Puzzle to Discover

The solution to the puzzle below is something which lured many explorers to Colorado and other parts of the west in the early 1800s. Complete the puzzle and you'll find out what.

First, cut out the square grid. Then, one by one, cut out and match the small letter/number squares with the correct squares in the grid. **IMPORTANT!** Cut out only one small square at a time and place it on the grid before cutting out another square. Example. **A1** is the first square in the top row.

 B1	 A2	 C1	 B2	 D1
 A4	 D3	 C3	 A1	 D4
 A3	 B3			
 C4	 D2			
 C2	 B4			

A			
B			
C			
D			
	1	2	3
	4		

After you have completed this puzzle color your finished picture.



Using a large photo from a magazine or newspaper, create your own grid puzzle to be discovered. Exchange puzzles with classmates.

THE EXPLORERS: A Puzzle to Discover

Did you know that Zebulon Pike, the man for whom one of Colorado's most famous mountain peaks (Pikes Peak) is named wasn't even looking for such an impressive mountain when he found it? He was actually looking for the spot where the Arkansas River began. Lieutenant Pike was following official army orders to conduct a geographic survey of the Arkansas and Red Rivers. In June of 1806, Pike, 20 army men and 2 civilians (non-military persons) left St. Louis to go west across the Great Plains. At the time, no white explorers have been across the Great Plains. They traveled by canoe, on horseback and on foot.

On November 11, the expedition team crossed the Kansas border into present-day Colorado. On November 15, Pike saw in the distance through a spyglass what he called a "small blue cloud." He determined it to be a mountain range, and where he thought he would find the head of the Arkansas River. On November 26, Pike and three men set out from Near Pueblo to climb what is now known as Pikes Peak. They had with them no food, wore only light cotton overalls and no socks under their moccasins. They were certain they could reach the top of the mountain that same day. The other members of the expedition team waited at a fort they built in Pueblo.

On the first night, Pike and the three men camped near present-day Colorado Springs, spending the night in a cave with no blankets. The next day they started for the mountain in waist-deep snow. Four days later, they gave up, 15 miles from the bottom of the peak. According to Pike, "no human being could ascent to its pinnacle." Pike left the mountain without naming it. People began calling the mountain Pikes Peak during the great gold rush to Colorado in 1859.

ACTIVITY:

Zebulon Pike and the men he took with him were poorly prepared for their journey. In their attempt to reach Pikes Peak and climb to its summit (top), they had with them no food, water or blankets.

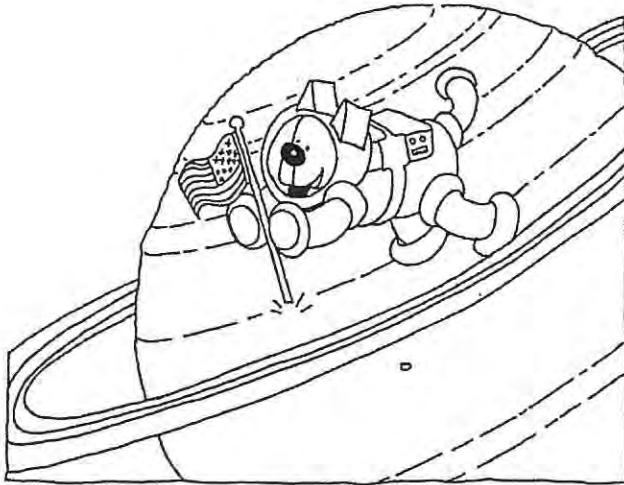
Imagine you are on a camping trip. Find eight items in today's Denver Post that you think would be important for an overnight in the mountains. (Don't forget water.) Cut them out and past them into the backpack.



Browse through today's Denver Post to see if you can find an article, advertisement or help-wanted ad related to a sporting goods store.

THE EXPLORERS: Extra! Extra! Read All About It! Colorado Top Dog Reaches Saturn!

A newspaper editor is someone who reads a story before it goes to press. Copy editors double check spelling and grammar. Here's your chance to be a copy editor. Get out your red pen and read the explorer's story below. There are 10 errors. See if you can find all 10.



COLORADO TOP DOG DELIVERS IMPORTANT DOCUMENTS TO SATURN RULER

Colorado super hound, left, arrived yesterday on Saturn.

NASA – Biffy the Wonder Dog has made it to Saturn. coloradans and space enthusiasts nationwide have anticipated news of Biffy's journey since she first left the launch pad on July 32. Biffy, an astrophysicist from Boulder, Colo., was sent to Saturn on a top secret mission to deliver military documents to Saturn's leader, the Honorable Sir Melba Toast. NASA experts were concerned for Biffy's safety when a meteorite shower pelted her space capsule. NASA officials also feared for her safety upon arriving on Saturn. Scientists thought the life-forms on Saturn might be mean. So far, however, all involved with the mission have been pleased. Upon arrival, Biffy was greeted by a space creature who offered her Swiss cheese in celebration of her landing. The dog sent photographs via satellite to commemorate the occasion. NASA technicians hope to hear from Biffy no later than Wednesday about Biffy's scheduled return flight. "I'm not sure when I'll be back," barked Biffy over the telecommunicator. "The cheese snacks here are quite tasty."



Be a newspaper explorer. Look through today's Denver Post to find examples of the following: the name of a Denver Post staff writer; the name of a photographer; the name of the executive editor of the paper; a headline; the name of a sports writer; a phone number for The Denver Post.

THE GOLD RUSH DAYS



Colorado Fact:


During the gold rush days of the mid-1800s, miners considered it good luck to have a black miner alongside them.

THE GOLD RUSH DAYS: Mini-Projects for Students

1. In the mid-1800s, explorers came to Denver with one thing on their minds – GOLD. Thousands came with high hopes of striking it rich. What brings people to Colorado today? Browse through the Business section in The Post to find mention of two or three Colorado businesses that might provide work for people coming to our state today.

BONUS: Decide as a class which two Colorado companies interest you the most. Use the Yellow pages to find the phone numbers of the companies your class decides on. One student calls that company to get their full mailing address. Then write letters to the company asking that they send a representative to your school to explain what the company does and what that particular person does as a part of that company.

2. Women rarely worked in the mines because a woman in a mine was considered bad luck. Women did, however, work very hard keeping up a home, taking care of children, cooking and cleaning. Browse through the newspaper and Colorado Kids to find three examples of women working today.
3. Create a mining town newspaper for a Colorado mining town. Towns to choose from include Central City, Blackhawk and Nevadaville. What would you call your newspaper? The Blackhawk Informer? Central City News? What kinds of information would you put in the paper? Entertainment? Employment news? The hours of church services? Make your pretend newspaper the size of Colorado Kids. (And, Colorado Kids would be very interested to see the result of young editors and publishers. Send us your mining town newspapers.)
4. Turn to the classifieds section of The Denver Post. See if you can find any mining or mining-related jobs in the help wanted category. You might also check under engineering, metals and labor.



Clara Brown, known as "Aunt" Clara, came to Central City from Virginia and Kansas after being freed from more than 40 years of slavery. In Central City she opened a laundry, served as a nurse, and organized Central City's first Sunday School.

5. Imagine you are on the executive committee to rename our state's professional football team, the Denver Broncos. Citizens have requested the name of the team be changed to something


representative of our mining past. Come up with three ideas for mining-related names for our state's pro football team. We've given you some mining terms to get you started. **MINING WORD LIST:** gold rush, sluice box, miners, picks, wagons, mules, oxen, riches, bust.

THE GOLD RUSH DAYS: Mini-Projects for Students, cont.

6. Supply towns were the towns that supplied miners with the tools, clothing, food and other services they needed to do their jobs. Choose one service you think the miners would have needed; for example, laundry. Other services might include haircuts and shaves and a seamstress to repair torn clothing. Write an advertisement for the local miners' newspaper promoting your service.
7. Imagine you are running for sheriff of Central City during the gold rush days. What laws would you want to enforce to maintain law and order in a sometimes rambunctious town. List at least three laws you would promote in your campaign.

BONUS: Browse through The Denver Post to find three social problems. What laws do you think could help lessen these problems?

Mysterious blue lights flash throughout a historic cemetery in Silver Cliff, Colorado. The strange flashing was first reported by miners in 1882. The ghostly blue flashes were later written about in National Geographic Magazine.



THE GOLD RUSH DAYS: Worth Their Weight In Gold

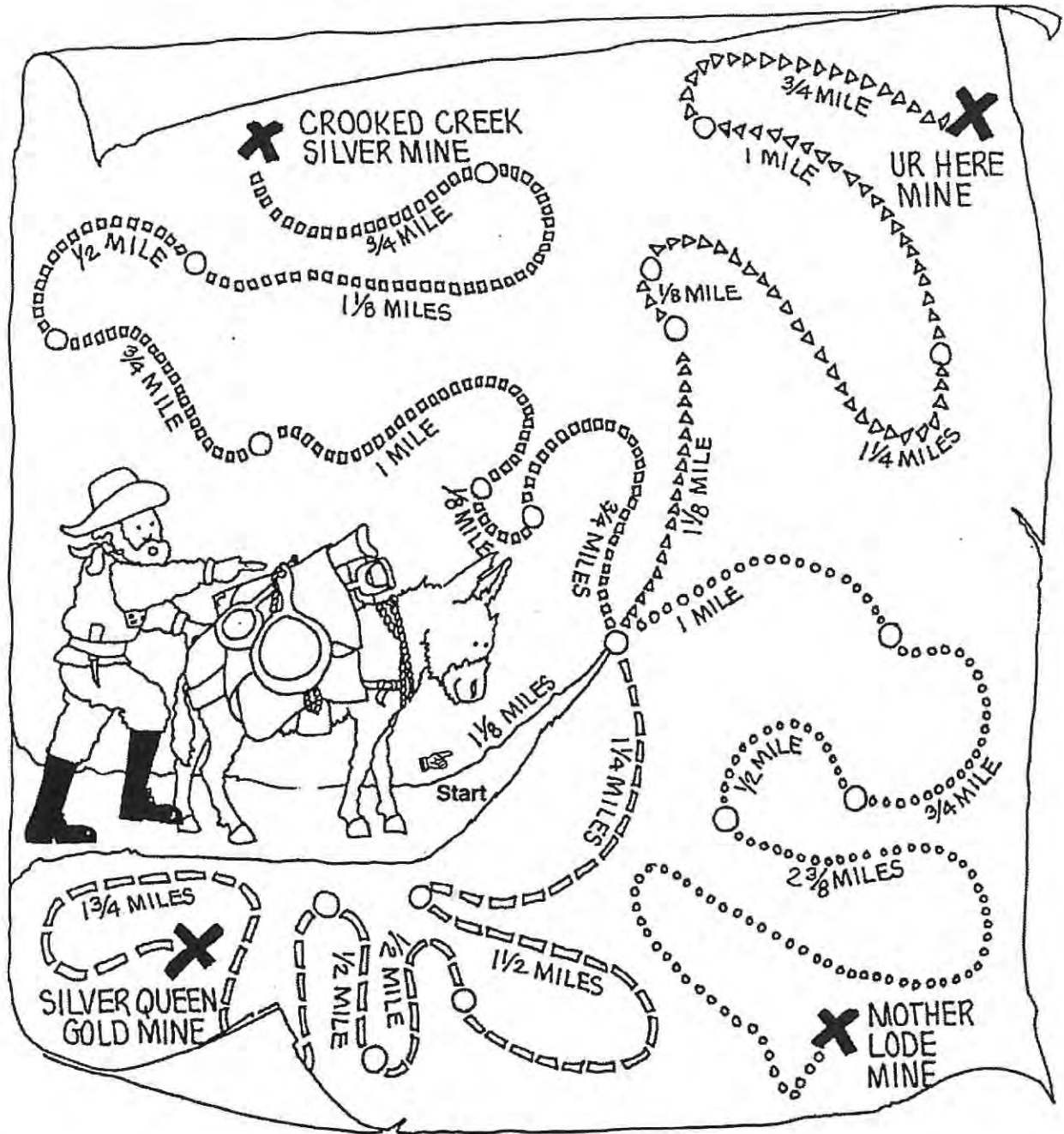
During the gold rush days of the mid 1800s, gold sold for about \$15 per ounce. With this in mind, figure out how much each of the miners below would have been worth in gold. There are 16 ounces in a pound. Read each miner's weight, then figure out each miner's dollar value in gold and write it on the appropriate bag.



Look in the Business section of the Denver Post to find out how much gold sells for today. Then figure out what your weight would be worth in gold.


THE GOLD RUSH DAYS: The Quickest Route to Riches

Help Mike MacMiner find the quickest road to riches. Starting at the mule's nose, add the fractions to find out which mine is closest to Mike and his mule. (Be sure to add the 1 1/8th mile at the beginning of their journey to each of the paths.)



In the mid-1800s people came to present-day Denver and other Colorado towns in search of gold and silver. Thousands came with high hopes of striking it rich. What brings people to Colorado today? Browse through the Business News section in The Denver Post to find mention of two or three Colorado businesses that might provide work for people coming to our state today.


THE GOLD RUSH DAYS: A Minor Miner?



Homonyms are sound-alike words, like daze and days and eight and ate. They sound the same but have entirely different meanings. See if you can guess the homonyms in the following sentences. Substitute the words in upper-case bold print with the appropriate set of homonyms. Follow the example.


EXAMPLE: A PUBLIC OPINION SURVEY was taken to determine the desired height of the flag **LONG, SLENDER PIECE OF WOOD**
ANSWER: poll & pole

1. We are not **PERMITTED** to speak **IN A VOICE THAT CAN BE HEARD** during quiet reading time.
 _____ & _____
2. The sculptor **CHARGED** me in advance for the stone likeness of my dog he was about to **CONSTRUCT**.
 _____ & _____
3. Be sure to ask the neighbors if they would **BE CONCERNED** if you **DUG** for gold in their backyard.
 _____ & _____
4. The **PERSONS UNDER THE AGE OF 18** were not allowed to go to the festival with **THOSE WHO DIG IN THE EARTH FOR MINERALS**.
 _____ & _____
5. I make **DEEP SOUNDS OF GRIEF** just thinking about putting on last year's school shoes. My feet have **INCREASED IN SIZE** four times the size they were last fall.
 _____ & _____
6. The pilot successfully **MOVED THROUGH THE AIR** the plan even though he was suffering from **A SICKNESS WITH FEVER AND MUSCLE PAINS**.
 _____ & _____
7. Last weekend at church I sang a **RELIGIOUS SONG** to **THAT MAN**.
 _____ & _____
8. I was **MADE TO PAY** for the library books I couldn't **LOCATE**.
 _____ & _____



Choose two articles from today's Denver Post. Circle all the words you find in the articles that have homonyms. Draw a line from each word and write its homonym pair in the margin.

THE PIONEER SPIRIT




Colorado Fact:

Pioneers who first visited present-day Boulder called the area Red Rocks because of the red sandstone cliffs around the city.

THE PIONEER SPIRIT: Mini-Projects for Students

1. **TO THE TEACHER:** Do some classroom role-playing. Organize students into groups of two. One student in the pair will be the newspaper reporter, the other a 100 year-old Coloradan who has lived here since birth. Brief reporters on the kinds of questions they might ask (What was school like when you were a kid? What kind of job did you work at most of your life?). Then, instruct the interviewee to be creative, have fun and think about the kinds of things a person might have seen over the past 100 years, such as changes in transportation, computers, fashion, TV and music. Students should work together to write up the pretend newspaper article, coming up with clever quotes, an interesting headline, and as much historic detail as possible.
2. Imagine you have been given an enormous research project in school: a 100-page research paper about pioneer life in Colorado. Your report must include a variety of research materials including the newspaper, personal interviews, and museum visits. Using today's Colorado Kids and The Denver Post, list three research sources and contact you find. For example, maybe Colorado Kids mentions a show at the Denver Art Museum and includes a phone number. The exhibit may not be on the subject on your report, pioneers, but you could use the phone number listed in Colorado Kids, call them, and ask them to recommend someone at the museum who could help you with your project. The same is true of the Denver Museum of Nature and Science, the Colorado History Museum, or a local bookstore.
3. Find 15 adjectives in today's Denver Post and Colorado Kids that could be used to describe pioneers in Colorado. Create a word search using the words you find.
4. Imagine you are a pioneer living and farming in each of the following Colorado towns: Grand Junction, Fort Collins, Limon, Alamosa, Cortez, and Sterling. Using the weather page on the back of the Denver & The West section of The Post, not two things you might need to do tonight to be ready for the weather in each town. For example, if snow is in the forecast, you might want to repair any broken windows in your home or chop more wood for the fire.




The famous American poet Walk Whitman wrote about early Colorado settlers in his poem, "Pioneers! O Pioneers!"

5. Read a book about pioneer life. Ask your school librarian and teacher to help you find a work of historic fiction about the Old West or a non-fiction book about pioneer life. Write a review of the book you read and your review to Colorado Kids. Your review should describe briefly what the book is about, state whether or not you enjoyed the book, and if you recommend it to other kids your age or not.
6. Design a park highlighting our state's pioneer past. Draw and label your park design. The park will be called Pioneer Park and should have something for all ages. For example, there might be a jungle gym shaped like a covered wagon, and the restrooms might look like sod homes. There should be a place for elderly park visitors to rest, maybe made to look like a general store.

THE PIONEER SPIRIT: Mini-Projects for Students, cont.


7. Newspapers often have advice columns. The Denver Post runs an advice column called Dear Annie. Find Annie's column in The Scene section of The Post. Pretend you are a Colorado Pioneer. For what kinds of information, advice and tips might you write in to the newspaper in pioneer times? Write a pretend letter asking for advice. Maybe your neighbor insulted you by making a remark about the floor of your sod home being a bit dusty. Put your letter in a box and have everyone draw one out to answer. The advice you give back can be as goofy as you like, but should include reference to pioneer life such as contact with Indians, living in a sod home and wearing a bonnet in the sun.

Bent's Old Fort served as a resting place for such familiar names from the Old West as Kit Carson, Jim Beckwourth and Jim Bridger.



THE PIONEER SPIRIT: Homestead Hobbies

Pioneer kids needed to be creative in coming up with hobbies, games and sports. For example, a historic journal entry mentions how a group of pioneer kids made a sort of trampoline out of a dead ox's belly. Other clever kids turned melon rinds inside out and strapped them to their feet for skating across wooden cabin floors. Pioneer kids didn't really have much time for fun and games. They spent much of their time helping with chores around the homestead. But even hard work could be turned into fun. Racing to see who could pick the most sweet potatoes or weeding the most rows of corn turned work into fun.



Look at the pioneer activities below. Then come up with a way to turn each chore into a game.



Name of the game: _____

How to play: _____



Name of the game: _____

How to play: _____



Name of the game: _____

How to play: _____



Browse through today's Denver Post to find a photograph or a picture representing a household chore. You might find a picture of someone mowing the lawn, or maybe an advertisement for a cleaning product. How might you turn the chore you find into a game?

THE PIONEER SPIRIT: Homesteader Math

In 1862, the year after Colorado Territory was created, Congress enacted the Homestead Act. The new legislation provided that any United States citizen, or person with intention of becoming a citizen, who was the head of a family and over 21 years of age, could gain title to 160 acres of land after five years of continuous residence of this tract and the payment of a small (\$26 to \$34) registration fee. If the homesteader desired, the title could actually pass into his hands after six months' residence and the payment of the minimum price of \$1.25 an acre.



Clyde and Clementine Clydesman came to Colorado to homestead. They were anxious to take possession of their land because their family was growing. The land they want is exactly 100 acres. They have been on the land for six months and can purchase the land for \$1.25 an acre. How much will Clyde and Clementine pay for this parcel of land?

A. _____

Fritz and Fritz Fritzinoff have been farming the 160 acres they call home for the past 3 months. They were planning to wait the five years to take possession of the land according to the Homestead Act but have decided to purchase the land now. The price is \$1.25 per acre. How much must they pay for the 160 acres?



B. _____



The Smiths saved up their money before coming to Colorado from England. They have exactly \$81.25 to spend. At \$1.25 per acre, how many acres can they buy with their money?

C. _____



Look in The Denver Post classifieds for home sales, apartment rentals and land for sale. Find three examples of prices.

THE PIONEER SPIRIT: A Good Place to Farm


ACTIVITY: Read the paragraphs below about early farming in Colorado. Then draw a picture of an early Colorado farm including all of the items underlined in the text. Crops you might want to put in your drawing include corn, watermelons, and squash.

In 1870, much of what is now Colorado was unsettled. Few people lived on the plains. The Arapaho and Cheyenne Indians moved to reservations in Oklahoma and Wyoming. When the railroad came to Colorado in 1870, travel to the Colorado Territory became easier for more people.

Those who came to farm looked for land near a river or creek. They knew they would need the water for their crops. Many settled along the Platte and the Arkansas Rivers. At the time, most of the land was owned by the U.S. government. The government would give people a farm if they would live on it for five years. This was called a homestead.

Starting a farm was hard work. First, a house had to be built. In Colorado, these were often log cabins built from cottonwood logs. An irrigation ditch had to be dug and the fields plowed and planted. The next job was to build a fence around the field to keep cattle out.

Just as the railroad made it easier to move people into an area, so did the railroad make it possible to move people and supplies out of a town. Food grown in Greeley, for example could be packaged and transported to Denver and other Colorado towns for sale.



See if you can find an article about farming or agriculture in The Denver Post. The Business section is a good place to look.

COWBOYS and CATTLE DRIVES




Colorado Facts:

Paul Stewart, founder of the Black American West Museum in Denver, collected stories about black cowboys and other roles of blacks in the west when he was a barber. People would come in for a haircut and he recorded their stories on tape.

COWBOYS AND CATTLE DRIVES: Mini-Projects for Students

1. Many say that Hispanics started the ranch and cattle business in Colorado and other parts of the southwestern U.S., and that it was Hispanics who began rodeo traditions. In fact, many rodeo words, including the word "rodeo" itself come from Spanish words. Create a rodeo poster using the following rodeo words of Spanish origin: bronc (a wild horse – comes from the Spanish word bronco); chaps (leather pants – comes from the word chaparejos. Americans found the word too long and difficult to pronounce, so they shortened it to chaps.); lariat (rope used to catch an animal – comes from the Spanish word La reata); stampede (wild rushing of a herd of animals – come from the Spanish word estmpica, meaning crash.) Cut out pictures and words from The Denver Post and Colorado Kids to decorate your poster.
2. A type of movie called a Western is inspired by the life and times of cowboys and Indians living in the Old West. Western movies tend to include saloon brawls, bandits, a sheriff, bank robberies and horseback riders dashing off into the sunset. Browse through the Scene section of The Denver Post to see if you can find mention of a western movie, book, dance performance, or storytelling event that in some way portrays the Old West days of cowboys, cowgirls and cattle drives.
3. Cowboys wore clothing to fit their needs. You might call it a cowboy uniform. A cowboy's dress included a hat, a neckerchief, a cotton shirt, a vest, sturdy pants, chaps and boots. They sometimes wore gloves. Browse through The Denver Post and Colorado Kids to find three different kinds of fashions. What professions might these "uniforms" be paired with?
4. Cowboys traveled on horses. A horse carried a cowboy through a day's work and onto the next camp. What types of transportation do people use today to help them to and from work? Browse through The Denver Post to find examples of transportation today. And don't forget to check the sports section, too. For example, what type of transportation might a golf caddy use for his or her job?



The outlaw Butch Cassidy committed his first known bank robbery in Telluride.

COWBOYS AND CATTLE DRIVES: A Brand New Design


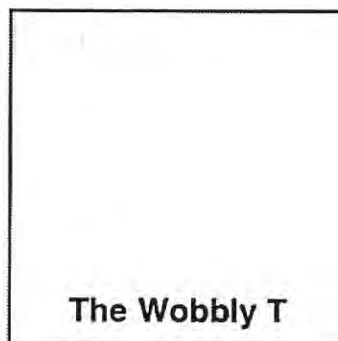




The cattle industry is Colorado's largest agricultural industry today. It is a tradition which started in the early 1800s when Spanish-Americans moved into the Colorado territory with small herds of cattle. As early Western settlers from the east discovered that prairie grasses made good feed for cattle, and as Indians were pushed out of eastern Colorado making available huge pieces of land for grazing, the cattle industry grew. Miners who didn't get rich on gold decided to try their luck at ranching. And Texas ranchers began driving their cattle north to Colorado's railroads, because the Civil War made it hard for them to drive the herds straight east from Texas.

A good cattle trail needed to provide the essentials: water from rivers and ponds spaced not more than five or six miles apart, and camp sites spaced at least 15 miles apart. Farmer and their fenced needed to be avoided, as did Indian reservations.

The cost of trailing from Texas to Colorado was about \$1 per head of cattle, which covered the wages of the cowboys and maintenance of equipment. The feed along the trail was free, since the cows ate prairie grasses on public lands.

Cattle drives from Texas to Colorado took four to five months. Each drive was made up of 2,000 to 3,000 cattle. A cowboy was put in charge of looking after 100 to 200 cattle on a drive. Between 1871-1881, 300,000-600,000 head of cattle made the trip from Texas to Colorado.

ACTIVITY: with so many cattle roaming on the open range, each rancher needed a way to tell his cattle from all the rest. So he burned a special mark called a brand into the skin of each of his animals. The cattlemen prepared their herds for the drive by branding each animal. After sale, the new owners would brand the cattle again with their own symbols. In later days of ranching, the government made a list of which ranchers owned which brands, to make it harder for outlaws to "rustle" or steal cattle. Design a brand for each of the pretend ranches below. We've done the first one for you.



Symbols are pictures used to represent an action or word without using words, like a symbol for a public restroom or a handicap parking space. Browse through The Denver Post to see if you can find three examples of symbols.

COWBOYS AND CATTLE DRIVES: Chow Time!

Cowboys worked long hard hours. They needed plenty of food to keep them going. On the trail and at ranches there was a cook. The cook was usually an older man and often a former cowboy. On the trail, his kitchen was in a wagon called the chuck wagon. His job, among other duties, was to plan and cook the cowboys' meals. Cowboys ate plenty of beans, bread, and meat. For breakfast, cowboys might eat bread and coffee. Lunch might be a steak and beans and dinner might be beef stew and beans. There was always plenty of beef. Sometimes a troublesome cow was killed on the trail, and left to cool in the night air and then cooked. Other food enjoyed by cowboys on the trail included biscuits and dried fruits.

ACTIVITY: Imagine you are a cook on a cowboy trail. Use the information given about what the cowboys ate to plan three days worth of meals.

WHAT'S UP CHUCK?

	Breakfast	Lunch	Dinner
Friday			
Saturday			
Sunday			



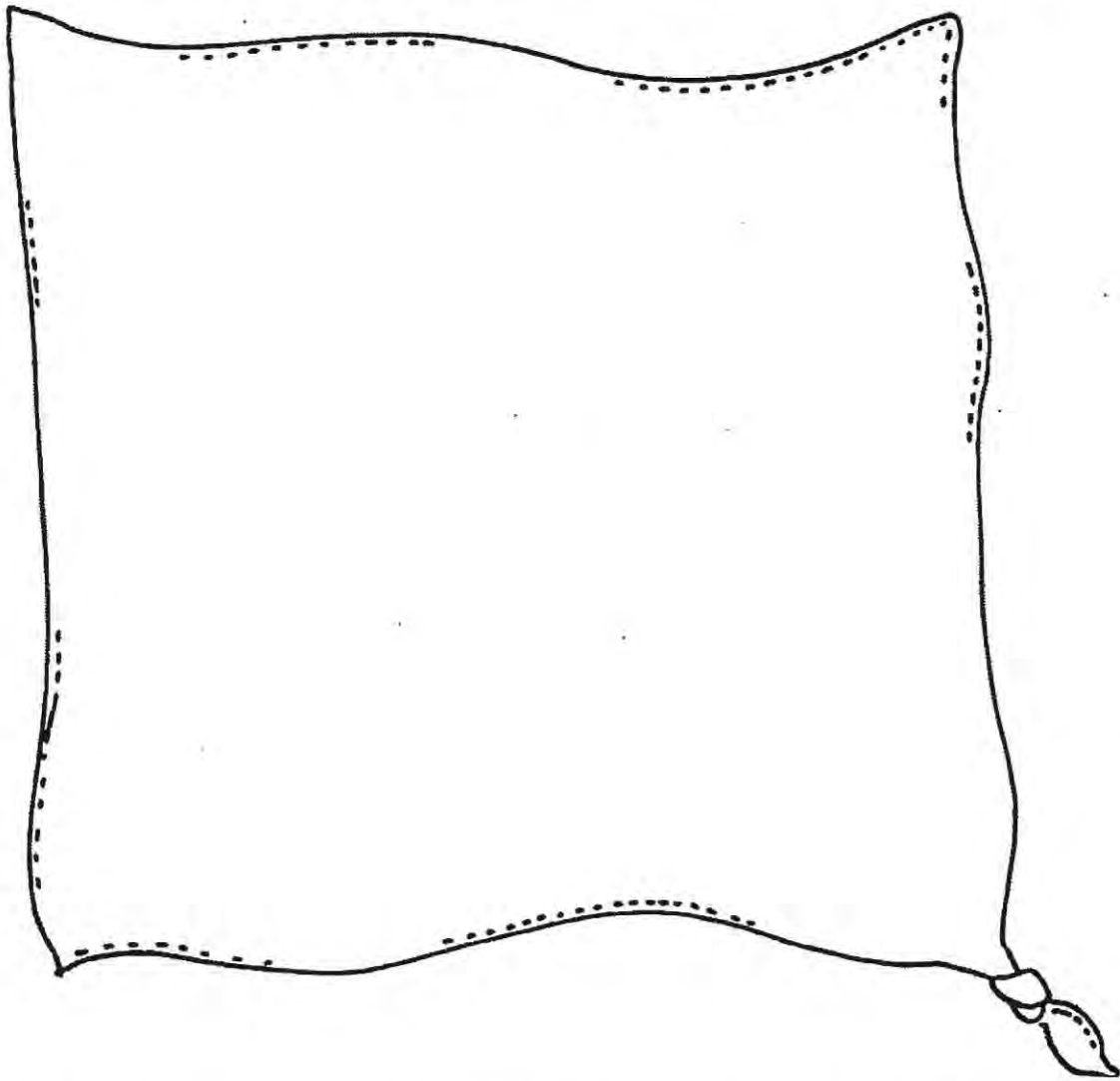
See if you can find coupons or advertisements for the following food products in today's Denver Post: beans, beef, chicken, chili, coffee, bread and fruit.

COWBOYS AND CATTLE DRIVES: Ranch Dressing

The neckerchief, later called a bandanna, was a very important part of a cowboy's dress. It was a simple square of cheap cotton with many, many uses. It could be folded in a triangle and hung loosely around the neck so that it could be pulled up over the face quickly. This way, it became a breathing mask to keep out trail dust. The neckerchief could be moistened with water and sucked on to relieve thirst on the hot dusty trail. It also had first aid uses. For example, the neckerchief could become a tourniquet in case of rattlesnake bites and help bandage other kinds of wounds. Neckchiefs were sometimes used to filter dirt out of drinking water and wipe away sweat.


In the early days, most cowboys wore plain white neckerchiefs. Later, it became fashionable to wear bright red neckerchiefs called bandannas. The word "bandanna" comes from a Hindu word describing the method used to die the cloth.

ACTIVITY: Use the space below to design your own bandanna.



Find an example in today's Denver Post or Colorado Kids of an article of clothing that people consider trendy or fashionable today.

Historic Denver



Colorado Fact:


Molly Brown's birth name was Margaret Tobin. Many called her "Maggie". She was never called "Molly" in her lifetime. "Molly was made popular by a state play, "The Unsinkable Molly Brown," inspired by her life.

HISTORIC DENVER: Mini-Projects for Students

1. Imagine you just arrived in Denver in 1863, days after the big fire that destroyed the early version of our state's capital. You have been hired to re-design the town, from the bottom up, brick by brick. Browse through The Denver Post and Colorado Kids to find 10 examples of the types of buildings you think important to a town. You may get ideas from advertisements, like those for grocery stores and shoe stores. And don't forget schools and medical clinics. After you have listed your 10 buildings, sketch a street plan of your early version of Denver.
2. Imagine you are moving to Denver in the late 1880s. You have no plans once you step off the train. You pick up The Denver Post. Which sections of the paper would you look at first to get yourself situated? Think about your basic needs, such as shelter, food and work.

3. The prefix "cent" means one hundred, as in the word centennial. Remember, Colorado is the "centennial state" because we became a state in 1876 – the 100th anniversary of the signing of the Declaration of Independence. How many words can you think of that include the prefix "cent"? After you have thought about it for a while, use a dictionary to see how you did. Then, see if you can find any "cent" words in The Denver Post and Colorado Kids. Don't forget to check advertisements as well as articles.

In 1893 a law was passed giving Colorado women the right to vote. Colorado was the second state to pass such a law. Wyoming was the first.



4. In the early days of Denver, the jobs people did represented the needs, tastes and ambitions of the people of the time. For example, the railroad was new to Colorado in the 1870s. People found jobs working with the railroad, laying down track, working as porters on the trains and selling tickets. And people were able to travel more for fun and to visit far away friends and relatives. The railroad also helped bring fruits and vegetables from farming towns into Denver markets. Browse through The Denver Post and Colorado Kids to find three photographs of people working. Past one of your photo choices on a piece of notebook paper. On the back of your paper, write a paragraph about how the job you picked relates to how we live today. For example, how does the job of a doctor affect how we live today? What kinds of research are doctors doing today that might improve our health in the future?

HISTORIC DENVER: Junior Architect

Look at the building below. How many different shapes do you count? Write your answers in the spaces provided. Look for circles, semicircles, triangles, squares, trapezoids, and rectangles.



I think this building was a _____

Shapes

○	=	_____	◐	=	_____	△	=	_____
□	=	_____	◑	=	_____	▭	=	_____




Browse through The Denver Post to see if you can find a photograph of, or article mentioning one of the following Denver buildings: Denver Museum of Nature and Science, State Capitol, Denver Art Museum, Denver Botanic Gardens, the United States Mint, Denver Public Library, or The Denver Zoo.

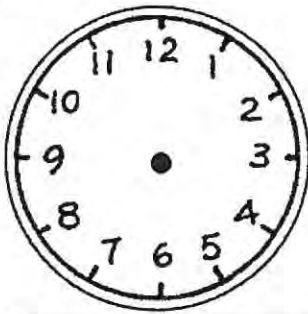
HISTORIC DENVER: Arrive on Time

By 1866, Denver's population had dropped from nearly 5,000 to 3,500. Many left Denver because they were not making any money in the mines. Some were discouraged because their homes and businesses had been destroyed by fire or flood. Those who stayed were determined to make Denver a success. John Evans, second governor of Colorado Territory, generated enthusiasm to connect Denver with other cities via the railroad. By the mid-1880s there were more than 100 trains a week chugging through Denver making the city once again a popular place to live.

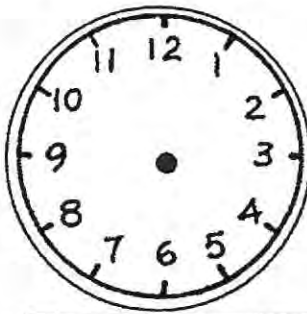
ACTIVITY: Read over the train schedule below. Then fill in the clocks with the appropriate departure and arrival times.



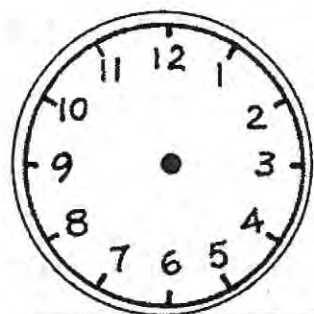
TRAIN SCHEDULE	
DEPARTURES FROM DENVER	ARRIVALS TO DENVER
Denver to Seattle ...10:15 a.m.	From Santa Fe 6:30 p.m.
Denver to Greeley ...1:20 p.m.	From Chicago 11:30 a.m.
Denver to St. Louis . 9:45 a.m.	From Greeley 10:20 a.m.
Denver to Santa Fe . 4:40 p.m.	From Madison 8:35 p.m.
Denver to San Francisco . noon	From St. Louis 2:10 p.m.
Denver to Chicago .. 7:05 a.m.	From Kansas City 7 a.m.



Arriving from St. Louis



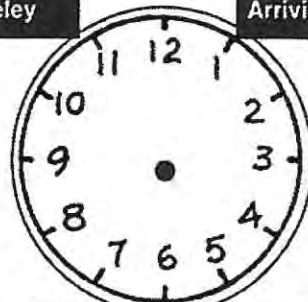
Departing to Greeley



Arriving from Santa Fe



Arriving from Kansas City



Arriving from Greeley



Find an example of a schedule with dates, times and location of an event or events in today's Denver Post.

Barney Ford, early black activist and business leader

Barney Ford came to present-day Denver in 1860 from Chicago. He had hopes of finding his riches in gold. Being black, however, he encountered several barriers in pursuing this dream. For example, when Ford got as far west as Kansas, the stagecoach company refused to sell him a ticket because of the color of his skin. But this did not stop him. Ford took a job as a cook on a wagon train headed toward Denver. When he reached Colorado, Ford filed two gold claims, but before he found out whether they would produce, he was kicked off his property because of a law prohibiting blacks from filing land claims.

Ford got a job as a bellboy at a hotel in Denver. Working at the hotel, he saved enough money to bring his wife and come to Denver from Chicago. He opened a barbershop in Denver serving some of Denver's top business leaders. After a fire destroyed his home and barbershop, Ford opened the People's Restaurant. Several of Denver's most respected citizens dined at Ford's restaurant.

In 1864, Ford traveled to Washington, D.C. at his own expense to speak out to Congress against granting statehood to Colorado under a 1864 statehood bill. The bill would have



allowed Colorado to enter the Union as a free state, but gave no rights to Blacks. The bill was defeated, and Colorado did not become a state until 1876.

When he returned to Denver, Ford helped create adult education classes for blacks and organized the Colored Republican Club. In 1873, he became the first black man in Colorado to run for a seat in the

territorial legislature. He was defeated. Today, however, his portrait is remembered in one of the stained glass windows of the state Capitol. In 1885, Ford worked to get a civil-rights law passed in Colorado that granted equal rights to blacks in hotels, restaurants, and other public places.

In his later years, Ford opened another barbershop near the Brown Palace Hotel in Denver, and continued to work until his death in 1902.


ACTIVITY: Barney Ford made the money which allowed him to work for and create greater opportunities for blacks in Denver through three main businesses: his barbershops, restaurants and hotels. Browse through today's Denver Post to find an example of each business or organization listed below. Write the examples you find in the spaces provided. Write the section of the paper where you found your example, as well (such as the Scene section, classified, sports, etc.).

	Name of the business Or Organization	Section of The Denver Post
Barbershop/Beauty Salon	_____	_____
Restaurant	_____	_____
Hotel	_____	_____
Bank	_____	_____
Concert Hall or theater	_____	_____
Church, synagogue or temple	_____	_____
Medical clinic or hospital	_____	_____



Find a photograph, drawing or article in The Denver Post featuring someone doing a job that interests you, or visiting a place where you might like to work.

LOOKING AHEAD




Colorado Fact:

In 2002, the most common name for new baby girls in Colorado was Madison. Second and third most common were Emily and Emma. The most common name for boys was Jacob. Second and third most common were Joshua and Michael.

LOOKING AHEAD: Mini-Projects for Students

1. Browse through the Denver & the West section of The Denver Post to find an important decision Mayor Hickenlooper or Governor Owens must make in the next few days. List the choices the Colorado leader has and raise your hands to share some of your choices with the class. Assign one student to write all the choices your class comes up with on the chalkboard. Take a secret ballot class vote on which decision students think is the best. Graph the results of the vote on a bar graph.

Fort Collins is home to the National Seed Storage Laboratory, located on the CSU campus. Its purpose is to save seeds from dying out. Just as animals are threatened by extinction, so are some plants. The lab stores more than 2,500 different kinds of seed with thousands of varieties in each seed type. For example, there are more than 3,000 different kinds of rice stored at the lab.



2. Find an article in Colorado Kids that reflects the issues that are important to people living in Colorado today and in the near future. These might be clean air, outdoor sports, or transportation. Write a paragraph about how and why the article you found relates to living in Colorado.
3. Browse through Colorado Kids and The Denver Post for photographs, words and advertisements featuring places you like to go in Colorado. Cut out the items you find and make a Colorado collage on one side of a piece of paper. On the other side, write a letter to a friend in another state. Your collage will give the lucky letter recipient an idea about how people in Colorado live, what we do for fun and what Colorado looks like. Save a few pictures and words to glue on your envelope.
4. Design a new symbol for something you would like to see in Colorado Kids. For example, maybe you would like a weekly note about a free item kids can send away for or a note about a different endangered species each week. What newspaper logo would you use for the added weekly feature? Send your symbol and an explanation of it to Colorado Kids.
5. Create a week-long imaginary bicycle tour in Colorado. Your tour can take place anywhere in Colorado and enter into bordering states. Use a map to write out a schedule for your bike tour, complete with point of interest, the number of miles competed each day and any exceptionally strenuous parts of the tour.


BONUS: write a pretend letter to The Denver Post sports department encouraging the newspaper to cover the event. Your letter should be written in proper business letter form.

LOOKING AHEAD: Mini-Projects for Students, cont.

6. Find an announcement of an event in Colorado Kids. Other places in The Post to look for announcements of events is the Calendar in the Friday Weekend section. Write a pretend announcement of an event you'd like to see happen in the future. Maybe you hope the Olympics come to a Colorado town or that everyone come to the Children's Museum to celebrate your birthday.
7. Read over Colorado Kids and The Denver Post to come up with one job you might like to do when you grow up. Maybe there is an ecology article in Colorado Kids that makes you think you might want to be a wildlife biologist, or maybe there is a profile of an actor or a movie review in Colorado Kids that piques your interest in pursuing an acting career. Write down three reasons why the job you picked interests you. Then write down three subjects in school that you think are especially important for someone hoping to do that job.

BONUS: Ask your teacher, family members, and neighbors to help you find someone doing a job that interests you. Write a letter to the person you find asking him/her to come to your school to talk about his/her job.

8. Design a Colorado Kids for the future. Your issue will run in the year 2100. What information might run in it? What would the lead story be about? What would kids be wearing? What fads would be "in"? Include Colorado Wise facts and Colorado history in the issue. You can write about what's going on today in these features because in the year 2100, today will be considered "history."
9. Pick two articles from The Denver Post. After reading the articles, make two predictions for each about what will develop in the next couple of days concerning the articles you read. Write down your predictions and follow up the next week to see whether your predictions were correct.



The ground under
Denver's Mile High
Stadium was used as a
city dump before the
stadium was built in 1948

LOOKING AHEAD: A Job for the Future

You and your classmates will be the workers of tomorrow. Answer the questions below. Then see if your answers help you to come up with a job you might like to do in the future.

- 1. I like working with _____

- 2. My favorite hobbies are _____


- 3. I like learning about the work of _____

- 4. The best place to work would be _____

- 5. Three people I admire most for their work are _____

- 6. When I grow up, I'd like to _____

Judging from your answers above, what do you think you want to be when you grow up? Draw a picture of you doing one job which interests you the most.




Plan a Career Day at your school. As a class come up with three to five jobs that interest you the most. Then ask your teacher and parents to help you find people who do those jobs. Invite several workers to your class to discuss their jobs. Be sure to have a list of at least 10 questions to ask each worker.

LOOKING AHEAD: Possible Solutions

Pretend you are in charge of making a decision affecting our state in some way. Browse through The Denver Post to get an idea of a problem to tackle. For example, if you find an article about the rise of illegal drug use among young people, you might want to come up with possible solutions for teaching young people not to use drugs. Or, perhaps you find an article about an endangered species in Colorado. You might try to come up with ways to protect the endangered species.

Use the steps below to come up with possible solutions to the problem you aim to tackle.



1. Describe the problem

2. List two possible solutions

A. _____

B. _____

3. Describe what you think might be the good and bad results of each solution. Use the back of this page if you need more space.

Good: _____

Bad: _____

4. Choose what you think would be the best of the two solutions and describe why.



Find an article in today's Denver Post about a person, corporation, or event which in your opinion has or will have a positive effect on the way we live in Colorado.

LOOKING AHEAD: Congratulations! You've Been Elected Governor!

Congratulations! You've been elected governor of Colorado! Fill in the blanks below to tell others a little about yourself and what you plan to do as governor.

1. What kind of job did you have before you became governor?

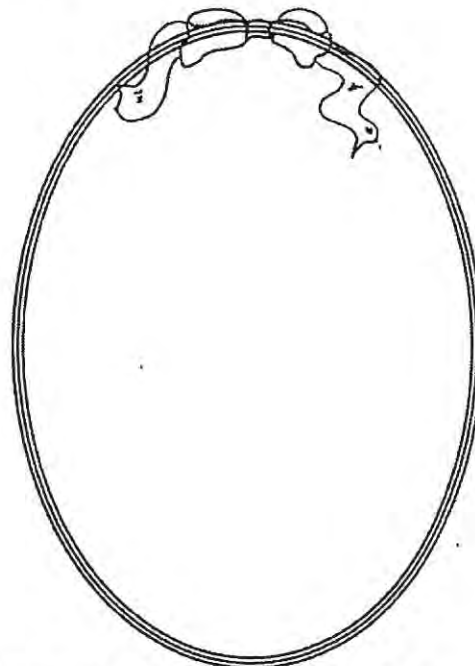
2. What special qualifications do you have to be governor?

3. Why did you want to be governor?

4. What rule or law do you plan to change first in your role as governor? Why?

5. What other rule or law would you change and why?

6. How would the changes you plan to make improve Colorado?



Draw your portrait in the frame above as if you were governor of Colorado.



Pretend the president of the United States is scheduled to visit your school today. He wants to know more about what's happening in Colorado. Using today's Denver Post as a news guide, choose the three news topics you would share with the president.

Answers to Reproducibles

page 46: A) \$125; B) \$200; C) 65 acres.
 page 41: 1) allowed & aloud; 2) billed & build; 3) mind & mined; 4) minors & miners; 5) groan & grown; 6) flew & flu; 7) hymn & him; 8) fined & find

page 55: We count 4 circles, 10 semicircles; 9 triangles; 9 squares, 5 trapezoids, 91 rectangles.

page 6: Animal: Bighorn sheep; Bird: Lark bunting; Flower: Columbine; Tree: Blue spruce; Fossil: Stegosaurus.

page 40: The closest mine is the UR-Here Mine at 5 3/8 miles from Mike MacMiner; the Crooked Creek Mine is 6 1/8 miles away; the Mother Lode is 5 3/4 miles away; the Silver Queen is 6 5/8 miles from Mike.

page 39: Felix is worth \$46,800; Boris is worth \$58,080; Max is worth \$39,600; Max's Mule is worth \$210,960.



page 7: 1) Mancos River (B); 2) Dolores River (A); 3) Gunnison River (J); 4) Colorado River (C); 5) Green River (K); 6) Yampa River (D); 7) Cache La Poudre River (I); 8) Cherry Creek (H); 9) Rio Grande (E); 10) Purgatoire River (G); 11) Arkansas River (F).

page 8: A, 1; B, 4; C, 6; D, 3; E, 8; F, 5; G, 2; H, 7.

page 13: We estimate 726 kernels of corn.

page 27: Super Salsa for 30. Increase ingredients to 18 tomatoes, 6 onions, 6 cloves garlic, 6 jalapeño peppers, 12 tablespoons vinegar, 6 tablespoons olive oil, the juice of 6 limes.

page 35: column 1, line 2: uppercase Colorado; line 6: uppercase Boulder; line 12: uppercase Scientists; column 2, line 7: replace two for too; line 10: replace hear for here; line 11: uppercase Wednesday; line 16: replace here for hear; line 16: need end quote.

page 33: a beaver

page 28: A. Pueblo; B. Conejos; C. Rio Grande; D. Del Norte; E. Sangre de Cristo; F. Buena Vista; G. La Junta.

Colorado Quarter Design Recommendation

Design concepts –MUST BE RECEIVED by May 10, 2004

In 2006, the U.S. Mint will produce over 450 million quarters honoring the State of Colorado, as part of its Fifty States Commemorative Coin Program. Here is your chance to submit a design concept (narrative) for what should be on the back of the Colorado Quarter.

“Our state is blessed by natural beauty, a rich heritage and a strong spirit. By designing the state quarter, you have the opportunity to commemorate the qualities that make Colorado special.” - First Lady Frances Owens

I think the back of the Colorado Quarter should be (please print 100 words or fewer):

Your name: _____

Address: _____

Daytime phone: _____

Email: _____

Mail to:

Coin Project

c/o First Lady's Office, 136 State Capitol, Denver, CO 80203

Submissions will not be returned, and become property of the state.

Submissions received after May 10, 2004, will be discarded without review.

Please feel free to provide a visual representation of your design concept at right. (NOTE that drawings are not considered by the U.S. Mint, they may be used by the Committee to evaluate narratives.)

