


ELECTIONS!



*A guide designed for
the study of elections
through use of the
newspaper*

PUBLISHED BY

*Written and designed
by Ann West
NIE Consultant*

ELECTIONS!

Introduction

An election year is a perfect time to bring the attention of students to the newspaper. Students of every age are exposed to hours of television coverage of election year campaigns and issues. Now is the time for classroom teachers to bring the elections alive through another source, the daily newspaper. For increased understanding of government, candidates and issues close to home, there is no other resource like the newspaper. Most magazines have a national circulation and, consequently, a national focus in content. Local television and radio broadcasts about local issues can't begin to cover in a short broadcast period what the newspaper can cover in one issue. Perhaps the most critical of all classroom concerns is that of how information is best learned. Is information retained best through passive learning or through active learning? What learning styles are set in motion when watching television, when listening to the radio and when reading a newspaper? Though a combination of resources may lend a balanced approach to the study of elections, the newspaper may be the one text that is the best for learning about issues and candidates. The information in the newspaper has an enduring quality. Articles can be clipped, analyzed, kept for future reference. Diversity of content in a newspaper may appeal to students' varying interest and ability levels. Elections content can be found in comics, letters to the editor, advertising, editorials and editorial cartoons, as well as in front page and business news. Perhaps the most important reason for using the newspaper to guide students in thinking about governmental processes, specifically, the elections, is to assure that the future of our country rests in the hands of a reading, thinking public. As educators, we can only guess what our students, as adults, will need to know. Most of us would agree that our students need to learn how to learn. The newspaper is an enlightening, motivating resource for use now and in the future. Using the newspaper in the classroom prepares our students for learning how to learn long after they have left our classrooms.

ELECTIONS is designed to provide teachers with activity ideas to focus on candidates, issues, resources and the elections process. The activities contained in this guide need to be previewed prior to classroom use. It is entirely up to the teacher to decide to use the activities as developed, or to adapt the activities for specific needs and interest levels of students. Teachers working with younger students or students who are still developing basic skills may find it best to discuss with students the introductory concepts

on the more challenging activities, prior to having students work independently. Several of the activities may give birth to additional ideas for the teacher to develop. The most important facet of these activities is the use of the local newspaper for application of skills and concepts. Through this connection with the newspaper, students will not only learn about this year's elections, but will learn what to look for, what to expect and how to critically read information for many more elections to come.

The Author

About the author... This NIE guide was written by Ann West, Newspaper in Education consultant. Mrs. West served as a language arts and journalism teacher and administrator in public school systems in the Midwest for over 15 years. She was also public relations director for a member of the Missouri Senate for two years. Formerly NIE director for The Kansas City Star Co., she is now president of News Relief, Inc., a consulting and publishing business in Overland Park, Kansas. Nationally known as a newspaper in education consultant, her other newspaper publications include **It's NIE For K-3, Reading Realities, On The Sidelines, Comic Strips...Newspaper Capers, Mathematics In The News, And Time Marches On (current events), Life Skills In The News, Science In The News and Newspaper Journalism.**

Design Credits:

Layout and design by
News Relief, Inc.

Graphics:

- Dynamic Graphics Designer's Club Software
- Click Art Software from T-Maker Company
- 1988 DREAM MAKER Software, MACGALLERY™

Desktop publishing software:

- QuarkXPress® Version 3.0 © 1986-90 Quark Inc.

Publisher's Notice:

Activities in this publication may be photocopied by educators for use in the classroom with students. Each activity requires use of the local newspaper.

ELECTIONS!

CONTENTS

Section 1: Rights And Responsibilities

<u>Act. #</u>	<u>Activity Title</u>	<u>Objective</u>	<u>Page</u>
1	Am I Qualified?	Locate information about voter registration/qualification	5
2	The Right Place	Find pertinent information about home precinct/district	6
3	Casting A Ballot	Interpret information from a sample ballot in the news	7
4	Voter Practices	Comprehend stories about what influences voters	8
5	Political Parties	Examine current political parties, symbols, platforms	9
6	Off to College	Develop a poster on electoral college/votes per state	10
7	That's My Choice	Create a newspaper ad for a preferred candidate	11
8	I'm Prepared To Vote	Skim newspapers for voter information/create journal	12
9	Riding A Dark Horse	Examine "dark horse" candidates, platform differences	13
10	The Constituency	Extrapolate clues from newspaper about the constituency	14

Section 2: The Time Is Near...Election Day Issues And Candidates

1	Plugging In To Issues	Identify federal, state, local issues in campaigns	15
2	Close To Home	Examine campaign promises made by local candidates	16
3	Meet The Leader	Use newspaper information to create presidential profile	17
4	Peek At The Veep	Use newspaper information to create vice-presidential profile	18
5	All Together Now	Create a chart based on candidates and stances on issues	19
6	Political Volunteerism	Identify from newspaper the tasks performed by volunteers	20
7	Reach Out And Touch	Follow and analyze campaign trail of one candidate	21
8	Support My Views	Identify and examine special interests of certain supporters	22
9	Rich Man, Poor Man	Analyze the amount of money spent to run for office	23
10	Endorsements	Examine the advantages/disadvantages of endorsements	24

Section 3: The Role Of The Media In Elections

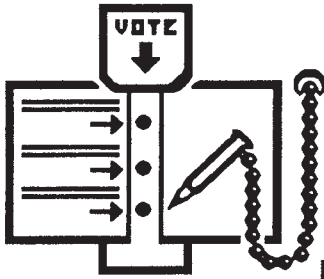
<u>Act. #</u>	<u>Activity Title</u>	<u>Objective</u>	<u>Page</u>
1	The Power Of Print	Compare newspaper vs. television coverage	25
2	Think About It	Analyze editorial election comment and editorial role	26
3	On The Home Front	Describe local/state elective offices/candidates/parties	27
4	Caricatures	Select and analyze editorial cartoons with election focus	28
5	Picture Perfect	Describe candidate reaction to candid newspaper photos	29
6	Political Advertising	Examine ad and evaluate strengths and weaknesses	30
7	Election Year Comics	Locate and explain election references in comic strips	31
8	Stamp Of Approval	Create an endorsement in the style of a newspaper	32
9	Balancing Act	Survey newspaper editions for proof of balance	33
10	The Poll Reports	Collect newspaper poll reports/chart candidate popularity	34

Section 4: It's A Wrap-Election Returns And Reflections

1	Front Page Coverage	Analyze front page focus on elective offices/issues	35
2	Election Day Reporter	Summarize election results in view of future impact	36
3	Voice Of The Voter	Examine voter turnout and influences on turnout	37
4	And The Winners Are	Create a chart to reveal winners (federal, state, local levels)	38
5	United We Stand	Summarize voter attitudes based on election results	39
6	Where Do You Stand	Summarize personal feelings about two candidates/issues	40
7	A Photo Finish	Create objective outline/subjective poem for emotional photo	41
8	A Surprise Package	Analyze election day upsets for candidates or propositions	42
9	Ousted And Elected	Identify ousted incumbents, elected incumbents/newcomers	43
10	Walk A Mile With Me	Direct a letter about future concerns/advice to the President	44

Section 5: Winning Ways...Supplemental Activities

Scavenger Hunt	Skimming for information in the newspaper	45
Pollster	Surveying to report on favorite candidates	46
A Political Picture	Creating a self-evaluation of views and feelings	47
Future Challenge	Creating a "to do" list for a local, state, national leaders	48
Short Term	A collection of additional newspaper/elections activities	49
Short Term	A collection of additional newspaper/elections activities	50





AM I QUALIFIED?

In order for an eligible voter to cast a ballot on election day, that voter must be registered. Each state in our nation has special registration laws and qualifications that apply to residents who vote. Though many of the requirements for a voter to register are similar in each state, some requirements regarding residency may vary. These residency requirements are established so that there is some assurance that a voter registered locally has had an opportunity to evaluate the local situation, candidates, issues, area needs, etc., prior to election day.

THE CHALLENGE...

- Use your local newspaper to locate information about who can vote in the general election in November.
- Find out how, when and where people can register to vote. Complete the chart below.

<p>VOTER QUALIFICATIONS</p> 	<p>VOTER REGISTRATION</p> 
<hr/> <hr/> <hr/>	<p>How To Register</p>
<hr/> <hr/>	<p>Where To Register</p>
<p>By law, some people are not allowed to vote. List these disqualifying factors below.</p> <ul style="list-style-type: none"> • • • • 	<p>When To Register</p>



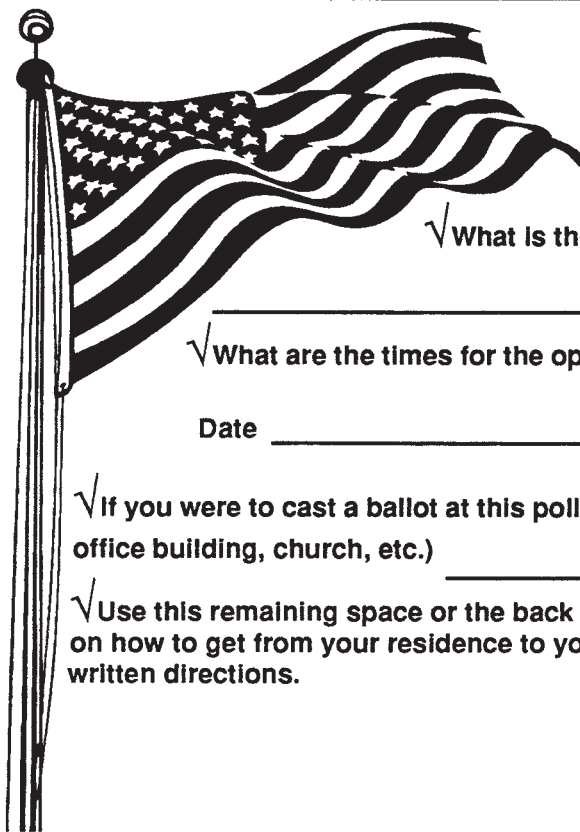
THE RIGHT PLACE TO BE

Basic to our democratic process is knowing who can vote, where to vote and how to vote. It is a citizen's responsibility to be informed about these matters and to take the appropriate action. Even if a voter is qualified and has registered to vote, that voter still must know the correct place for casting the ballot. The polling place is the location voters report to on election day to cast their votes. Cities and counties are usually divided into large areas called districts, which are then subdivided into smaller areas known as precincts. Voters must be informed about the correct precinct in which to vote. Schools, churches, office buildings and community service sites are frequently used as polling places during an election. Newspapers are an important resource for information regarding your correct polling place.

THE CHALLENGE...

- Look in your local newspaper for information about precincts and polling places.
- Use the information you find to complete the questions below.

THE RIGHT PLACE, THE RIGHT TIME



✓ In what district and precinct do you live?

District _____ Precinct _____

✓ What is the address or location of your polling place?

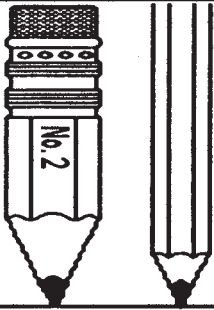
✓ What are the times for the opening/closing of your polling place?

Date _____ Times Open for Voting _____

✓ If you were to cast a ballot at this polling place, in what type of building would you be? (School, office building, church, etc.) _____

✓ Use this remaining space or the back of this activity sheet to create a set of written instructions on how to get from your residence to your correct polling place. Draw a map to accompany your written directions.

- Watch for further information in your newspaper that pertains to individual polling places. In class, discuss the rules that pertain to polling places. Are candidates allowed to hand out campaign literature at the polls? Who supervises the polling places? Who counts the ballots cast on election day? What process is used for counting? To whom do election officials report results and when?



CASTING A "PRACTICE" BALLOT

As election day nears, most newspapers publish a sample ballot to help citizens prepare for voting. This sample ballot is an excellent reminder that voters must be prepared with their decisions for every office and issue listed on the ballot. The sample ballot can also yield some surprises. Sometimes this ballot may contain amendments, propositions or elective offices listed that voters have failed to prepare themselves for in order to vote intelligently. There is no time like the present to start reading the newspaper and being prepared to make "educated" decisions at the polls.

THE CHALLENGE...

- Skim the pages of your local newspaper for several days prior to election day to locate information about what will be on the ballot, or to find a sample ballot.
- Clip all the information you find, including the sample ballot. Refer to the items you clipped in order to complete the information below.

SHED SOME LIGHT ON THE CONTENTS OF THE BALLOT

•Which political office is listed first on the ballot?

•In what order are the candidates for each office listed?


•Which offices are "non-contested?"


•How can you tell from the ballot, the political party a candidate represents?

•Does the ballot point out incumbent candidates? How so?

•How can you vote a "straight" (for one party) ticket?

•If you want to place a "write-in" vote, how can you do this?





VOTER PRACTICES

The newspaper often contains stories and other information about voters and what tendencies they have when they cast their ballots. Many of these stories are constructed as a result of studies or surveys of area voters and what influences their decisions. For the most part, we would like to believe that a vote is cast as a result of much study of each candidate's background and political beliefs or after studying a proposal's advantages and disadvantages to our community. Surveys often reveal some interesting insights into voter practices/habits.


THE CHALLENGE...

- Use your local newspaper to look for stories or information about voter practices/habits throughout the nation or in your community. Clip any stories you find regarding this and read each story thoroughly to get some ideas for developing some questions for a survey to conduct on your own.
- In the space below or on another sheet of paper, construct a survey that you can use with classmates, other students at your school or various family members and/or acquaintances. The purpose of your survey is to find out how individuals make decisions on candidates and issues.

Consider asking the person being interviewed if they plan to vote this year, if they think race/rellgion/ethnic background of a candidate matters, how they find out about candidates and proposals to be voted on, if the person's job/family/friends have influence on the way they vote, etc.

- Consider how you plan to report the results of your survey, graphically or in story form.
- After your survey is complete, conduct your survey with a selected group and report your findings.

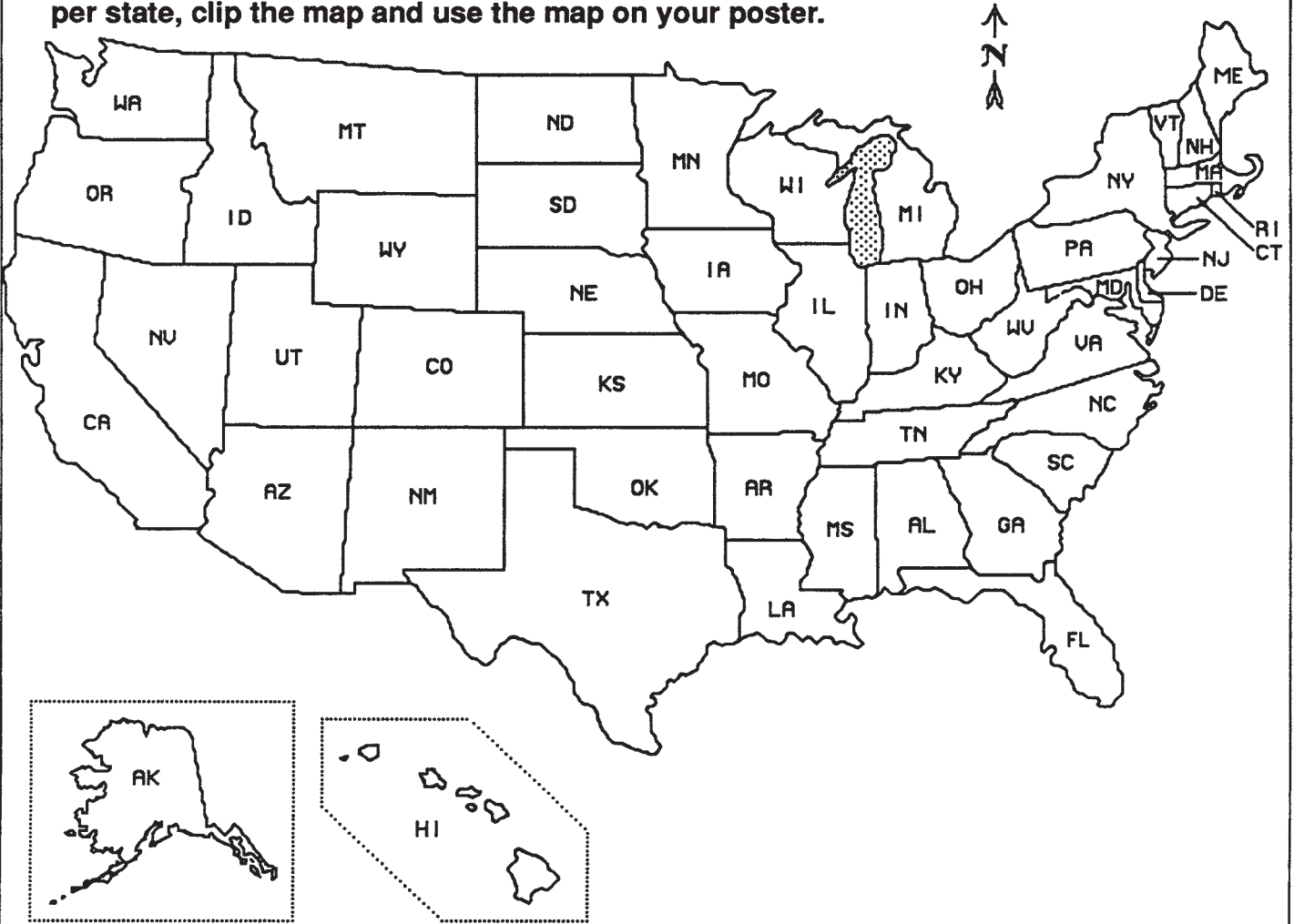
OFF TO COLLEGE



The electoral college casts, in the end, the final and determining vote for the President of the United States. This group of people is made up of representatives (electors) who vote for president. The electors vote based on the majority of the popular vote. A presidential candidate needs a certain number of electoral votes to win. A specific number of electoral votes are given to each state (based on the most recent census). This will be the same number as the number of congressional representatives (House Representatives and Senators) for a state.

THE CHALLENGE...

- Create a poster about the electoral college. Your poster should include information from the newspaper that refers to the electoral vote, the process for electing the "electors," popular vs. electoral votes and any history on this topic that you discover in the newspaper or in other sources.
- As part of your poster, use the map below to reflect the number of electoral votes allotted each state (and the District of Columbia). Fill in the number of electoral votes per state, clip the map and use the map on your poster.





THAT'S MY CHOICE!

The political party organization is important to most candidates who run for elective office. On occasion, a candidate may find certain party affiliations a disadvantage, if the candidate differs slightly on certain issues or if a party is weak in certain areas.

However, for the most part, having a political party's endorsement is important to a candidate who needs help from local party committees and treasuries for financial support and general promotion as best candidate for the elective office.

THE CHALLENGE...

- Pretend that you are a volunteer for one of the political parties in your area. Use the space below to create a newspaper advertisement on behalf of the candidates running for local or state political office in your area. This advertisement should include the names of each of the major offices that will be filled by election, the candidates from your party and statements regarding why this "slate" of candidates is the best. You may need to narrow the number of candidates you mention from your party to avoid crowded ad copy. Include a motto and the party "logo," if you desire.
- Use your local newspaper to review current ads paid for by political parties and to get a correct list of individuals and elective offices that you want to include in the ad.

I'M PREPARED TO VOTE!



Being a good citizen goes far beyond being a good person and obeying the laws of the community, state and nation. One of the awesome responsibilities a good citizen bears is to keep informed about politics, government, elections and issues. When a citizen goes to the polls to vote during an election, that person should go prepared to participate in a most serious act of our government—that is, selection of leadership. Many, we know, go to the polls with opinions that have come from relatives, friends, neighbors. Some voters may cast ballots based on emotion, rather than the intelligent reading of newspapers daily in election and non-election

years. Reviewing the past political stances and actions of a person running for office is important. Through daily newspaper reading—all year long, a citizen can become a "well-informed" voter.

THE CHALLENGE...

- Read your newspaper for 20 minutes every day, focusing on articles, editorials, columns and cartoons that deal with the coming elections, candidates, issues or political parties.
- Create a daily journal of three to five important statements or opinions taken from the newspaper that you (and any other citizen) should consider when preparing to participate in the coming election.
- You may clip and copy the sample journal entry below, for use each day as you become better informed. Be sure to share your daily journal with friends and/or family members and discuss some of your findings.

Daily Newspaper Reading Diary of _____

Newspaper Read _____

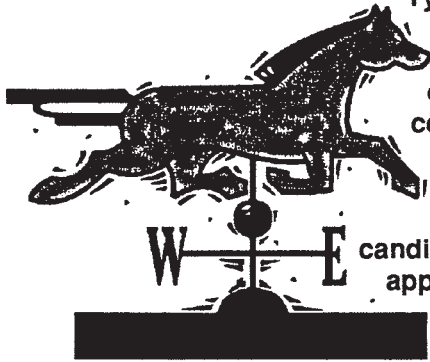
Date of Newspaper Edition _____



Three to five important facts, opinions, etc. that should be considered, remembered or discussed before stepping into the polls on election day.

- 1.
- 2.
- 3.
- 4.
- 5.

RIDING A DARK HORSE IN NEW DIRECTIONS



Typically, each area of the country is dominated, from time to time, by a particular political party. One political party may have a stronghold on an area for several years, capturing most of the elective offices in the state or community. This domination can change, however, if voters feel that a certain political party and its elected officials have not served the local and state communities well or as promised. Sometimes an entirely new party or a candidate without allegiance to a particular party emerges as a front runner in a campaign. Sometimes called a "dark horse," this type of candidate may "shake" up a campaign for an office by focusing on a "new" approach to government and breaking tradition. "Dark horse" candidates may be extremely popular with citizens who are dissatisfied with their political party or governmental officials.

THE CHALLENGE...

- Use your local newspaper to find the name or names of candidates who might be considered "dark horses" in this year's campaign.
- Read the information in the newspaper to find out how each of these candidates plans to "break" with tradition in government.
- List, by each "dark horse" candidate's name, a few of the "different" ideas and approaches associated with the candidate.

Dark Horse #1



Name _____
 Office Being Sought _____
 Plans For Change: _____

Dark Horse #2



Name _____
 Office Being Sought _____
 Plans For Change: _____

Discuss in class how a "dark horse" candidate gets his/her name on the ballot. Read your local newspaper to discover more about the process and create a chart to show the path a "dark horse" must travel to be placed on local ballots.




THE CONSTITUENCY

The responsibility of any elected government official is to represent the needs and concerns of his or her constituency. The constituency is the group of people represented by an elected official. Most people vote for the person they feel will best represent them. Candidates who run successfully for office and win are often those who seem to have their fingers on the "pulse" of their constituency, i.e., understanding the needs, concerns and best interests of the people. The entire process of our democracy relies on the belief that the "right" person be selected to represent the "people."

THE CHALLENGE...

- Read your local newspaper to find pictures of people in your community and articles about community concerns.
- Clip out all articles and pictures that you think give a fair picture of what types of people need to be represented in your community and what some of the major concerns and needs are in your community.
- On a large sheet of paper or posterboard, create a newspaper collage that "paints" a clear picture of the local constituency.





PLUGGING IN TO KEY ISSUES

The campaigns of various officials represent certain issues that are of great importance to the voters. Issues, or concerns, help to shape a campaign. Candidates' viewpoints about how public concerns should be dealt with will be a deciding factor in who wins or loses an elective office. How major issues should be handled is an important step to a candidate's victory. Issues do vary at different levels. The environment, homelessness, unemployment, to name a few issues, are concerns that may be more visible in some areas than in others. On the other hand, many local issues are of national concern as well.

THE CHALLENGE...

- Identify the major issues of this year's campaign and categorize each issue in the spaces provided below. Begin with the federal issues first, since these are issues which are probably of local concern in most areas of the country. The final category, local issues, should define the problems or concerns that seem unique to your community (though they may be local issues in other communities, as well).
- Use your newspaper to find information about concerns at each of the three levels listed below.

Key Issues Of The Campaign This Year


**F
E
D
E
R
A
L**

**S
T
A
T
E**

**L
O
C
A
L**

CLOSE TO HOME

The U.S. Presidential campaign and election seems to get the most attention of individuals. However, some very important campaigns and elections occur on the "home front" within states and communities. The election of a congressional representative is no less important than that of a president. Similarly, the vote on a local proposition to better support schools or to clean up the environment, for examples, is also extremely critical to the quality of life in our communities and in our nation. Newspapers give attention and coverage to local issues, as well as national ones. It is the responsibility of every citizen to know what's at stake in local and state elections.



THE CHALLENGE...

- Use your local newspaper to locate information about two candidates running for office in your home state.
- In the space below, write the name of each candidate and the office being sought.
- Read the information you find in your local newspaper (articles and advertisements) to find out what each candidate is saying in his/her campaign.
- Under the name of each candidate, list some of the campaign promises each makes.

Local/State Office Being Sought _____

Candidate Name _____

Candidate Name _____

Campaign Promises

_____	_____
_____	_____
_____	_____
_____	_____
_____	_____
_____	_____
_____	_____
_____	_____
_____	_____
_____	_____

MEET THE LEADER



Important to most voters is the election of the President of the United States. This may explain why voter turnout at the polls is usually much greater in the year of a presidential election. The new President will shoulder a great deal of responsibility, with the help of the advisors that will be appointed by the President. Many citizens make their voting decisions by studying the most basic issues, the public service records and beliefs of the presidential candidates, as well as learning about who supports this candidate and the reasons for such support. Newspapers frequently carry important information about individuals and special interest groups that have endorsed a candidate. These endorsements may have a profound influence on the popular vote.


THE CHALLENGE...

- Select one of the presidential candidates for your focus in this activity.
- Rely on information published in your local newspaper to complete the information about the person you selected.

A CLOSE LOOK AT ONE PRESIDENTIAL CANDIDATE

The Candidate's Full Name _____

Political Party Affiliation _____



Photo

Age:

Religion:

Residence:

Family:


Political Background:

Educational Background:

Public Service Background:

Endorsements (Support):

TAKE A PEEK AT THE VEEP



Extremely important to the presidential campaign is selection of the appropriate running mate, or vice-presidential candidate. Often, the vice-presidential running mate is selected to help balance a political party's ticket and to help the campaign in areas where the presidential candidate may not be as strong. Newspapers carry a wealth of information about the selection of the presidential candidate's running mate. It is interesting to note the various viewpoints on why this "partner" was selected. Newspapers can help to supply information about a vice-presidential candidate; this is important, since the vice-president elected is next in line for provision of leadership to the nation.


THE CHALLENGE...

- Use your local newspaper to find out as much as you can about the vice-presidential candidates.
- Create a personality profile of each candidate, based on the newspaper's information. You may copy the format below for use with each of the candidates.

A GLIMPSE OF ONE VICE-PRESIDENTIAL CANDIDATE

The Candidate's Full Name _____

Political Party Affiliation _____



Age:

Religion:

Residence:

Family:

Political Background and Public Service:

Education:

Occupation:

Reasons cited in the newspaper why this candidate was chosen as a running mate:

-
-
-
-



ALL TOGETHER NOW

As citizens, we study issues and candidates to make what we feel are the best decisions. Often candidates we think we might vote for may not take the exact stand that we would want them to take on certain issues. We often vote for the "best fit," candidates that come closest to our expectations in governmental leadership. We may know what issues our country and community must face and we may be aware of the background of each of the candidates running for public office, but we must be informed about where the candidates and the issues come together. Newspapers can help inform citizens about where candidates stand on certain issues, but citizens must make the final decision.

THE CHALLENGE...

- In the chart provided, list the major issues facing the nation this election year.
- In the column at the left, identify candidates running for office at the federal, state or local level.
- Use information from your local newspaper to find out where each candidate stands on the issues you listed.
- Complete your chart by briefly identifying your stand on the issues.

ALL TOGETHER NOW!						
ISSUES:						
<u>THE CANDIDATES</u>						
<u>YOUR POSITION</u>						



POLITICAL VOLUNTEERISM

Sometimes a matter of local importance, such as a school funding issue, may seem to "get lost" in all the discussion and focus on major candidates. As citizens, perhaps our most fulfilling accomplishment during an election year may be to be well informed about all candidates and issues. It can be extremely important for a citizen to take an active role in getting matters and candidates of importance to the community accepted by the voting public. Newspapers report on volunteer efforts (grass roots movements) to get something done for the community.


THE CHALLENGE...

- Look in your local newspaper for evidence that there are many political volunteer efforts being made in your community during this election year.
- Compile a list of some of the election year jobs or tasks mentioned or implied by the newspaper that are fulfilled by local volunteers.

Some Jobs Or Tasks That Political Volunteers Do In My Community

_____	_____
_____	_____
_____	_____
_____	_____
_____	_____
_____	_____
_____	_____
_____	_____
_____	_____
_____	_____

- Use the space below to tell about the job or task of any relative or acquaintance that you know who has performed volunteer service in behalf of a candidate, an issue or for the community during any election year.



REACH OUT AND TOUCH SOMEONE

In any campaign, travel is a necessity. A candidate for a local office may travel around a community, shaking hands with voters at community events. A candidate for a state office will likely need to travel across the state, trying to make as much personal contact as possible with the voters. The presidential campaign requires so much travel nationwide that many times supporters must help to campaign. Many campaign managers would agree that the personal contact between candidate and voter is a major part of the campaign. Candidates try to reach out and touch many voters through their campaigns.

THE CHALLENGE...

- Clip the national weather map from your local newspaper or use a small blank map to follow the path of one candidate for president. Clip stories from your local newspaper to use as clues to where the candidate (or his/her agents) campaigned in the country for a period of three days.
- Number consecutively each of the stories you clipped. Write the number of the story on the approximate location on the map where the candidate was represented.
- In the space below, list the city, state and specific place of campaigning, according to the story. An example is provided for you. Attach the articles and map to this page.


On The Campaign Trail With One Candidate



Candidate Name... _____

<u>TOWN, CITY, COMMUNITY</u>	<u>STATE</u>	<u>SPECIFIC PLACE</u>
EXAMPLE: LOS ANGELES	CALIFORNIA	AMA CONVENTION
_____	_____	_____
_____	_____	_____
_____	_____	_____
_____	_____	_____
_____	_____	_____
_____	_____	_____
_____	_____	_____
_____	_____	_____
_____	_____	_____

• DISCUSS THE IMPORTANCE OF EACH OF THE PLACES THE CANDIDATE OR HIS AGENTS VISITED.



SUPPORT MY VIEWS

Each candidate seeks public office by presenting to the voters his or her views on certain issues. Often, a candidate may be supported by or seek the support of special interest groups who have a great deal of influence on its members and the general public. A special interest group, for example, might be an organization of people against gun control laws. If a candidate takes a similar stand, the candidate may get wide support from members and supporters of this group based on this issue alone. Occasionally, a candidate's support from the general public may be harmed if that candidate is supported by a group that is not popular with the average voter.

THE CHALLENGE...

- Use your newspaper to select the names of three candidates running for public office. These may be candidates running for local, state or federal positions. Write the name of each candidate in the appropriate space below.
- Based on your newspaper reading and what you have heard about each candidate, list two or three special interest groups *you think* would support this candidate.
- Use your newspaper to identify special interest groups *who are* supporting this candidate. Write down the names of these groups in the space provided.
- When you have completed this activity, write two or three sentences on back of this page about one of the candidates that you would not vote for, based on what you know of a group supporting this candidate. Explain your point of view.

Names of Candidates

Special Interest Groups (You Think)

Special Interest Groups (Newspaper)

_____	_____	_____
_____	_____	_____
_____	_____	_____
_____	_____	_____
_____	_____	_____
_____	_____	_____
_____	_____	_____
_____	_____	_____

RICH MAN, POOR MAN


One of the ideals in our country is that any person meeting candidate qualifications for public office can seek that office and win the position, with support from the voters. A growing concern among many people is that only the wealthy can effectively win a position in government, due to the high cost of a campaign, advertising, etc. Money can be accepted to help a candidate finance a campaign. Federal, state and local laws often place a limit on the amount of money an individual, a business or a committee can give to campaign funds. The newspaper is an important resource used to reveal the contributions made to various candidates.




THE CHALLENGE...

- Use your newspaper to find stories or reports about campaign contributions. Many newspapers publish extensive lists of persons, companies and/or groups who have contributed to a particular campaign fund and the amount contributed.
- In the space below, list the candidate being supported by outside funds, the individuals or groups giving the money and the amount of each contribution made, based on the information found in your local newspaper.


The Candidate




Financial Support



Amount Donated



•Explain why you think a newspaper would print such information. Use the space on back of this page for your explanation.



ENDORSEMENTS

Important to a candidate's election to public office, a political endorsement is merely a statement issued by a newspaper, a political group, a committee, an organization or an individual that the candidate is the best one to vote for when a voter goes to the polls. Some voters may rely on endorsements in making their final voting decisions. If a candidate receives an endorsement from an admired person, this may sway some voters to vote for that candidate. What should be considered when an endorsement is made? Is the background of the person or group issuing the endorsement important? Whom do you trust?

THE CHALLENGE...

- Skim the pages of your local newspaper to find three examples of endorsements being made by groups or individuals.
- Create a list of the endorsements you find and the person or group issuing each of the endorsements. Finally, explain whether or not each endorsement is one that you think should have influence on a voter, based on the reputation of the person or group. (Remember, anyone can endorse a candidate.)



The Candidate	The Person/Group Issuing Endorsement	Amount of Influence This Person/Group Should Have, In Your Opinion (Explain)



THE POWER OF PRINT

The media has long been a powerful tool for communication about elections and issues. The newspaper has been in existence longer than others (television and radio) and still is one of the most trusted and used in election year decision making. The media plays an important role in communication about candidates and their backgrounds and issues facing the community, state and nation. The newspaper is often thought of as the best resource for tangible, detailed information about the local, state and national elections and issues.

THE CHALLENGE...


- Use one edition of your newspaper to find examples, prior to the election, of the types of information the newspaper contains about candidates, issues, the voting process or anything that you think has to do with the elections.
- Clip each example, as you search in your newspaper for stories, cartoons, advertising, charts, photos, comics, editorials, etc. Put all of the information you have clipped in a folder or envelope and write on the outside of the envelope how much time you estimate it will take you to read all the information you clipped.
- On your own, read the information clipped from the newspaper and record your reading time below.

Newspaper Reading Time Begin: _____ End: _____

- Watch one national or local television news broadcast for 30 minutes and keep (on a separate sheet of paper) a record of the election information featured in the broadcast.
- Below, list what you think are the advantages/disadvantages of each form of media (television and newspaper) in election coverage. Be prepared to discuss your findings.

Election Coverage

Television		Newspaper	
Advantages	Disadvantages	Advantages	Disadvantages
•	•	•	•
•	•	•	•
•	•	•	•
•	•	•	•



THINK ABOUT IT

The mission of most newspapers is to objectively report the news and to provide interpretation and comment on news events and issues of local, state and national concern. The editorial pages of newspapers provide much comment during election years in the form of locally written editorials, syndicated editorials, editorial cartoons and letters from readers. Daily reading of the editorial pages (as well as news stories) during election years can give readers much to think about as they prepare to go to the polls to vote. A variety of viewpoints may help a voter in the decision-making process.

THE CHALLENGE...

- From three different issues of your local newspaper's editorial section, collect editorials (local or syndicated), cartoons and letters that focus on or mention the coming election issues and/or candidates.
- Create a list identifying each item you found. Beside each item you list, write one statement of opinion that you have after reading the item.

**List of Election Items
From Editorial Section**

My Statement of Opinion After Reading Each Item

•On the back of this activity sheet, write a paragraph to explain what you think is the responsibility of the newspaper's editorial pages during an election year.

The Role Of The Media In Elections

Activity #3

Student Name _____



ON THE HOME FRONT

Most newspapers have a goal or mission to provide complete coverage of election news for the reading audience. Because of this desire to meet local needs, the coverage of local and state politics, candidates and issues is likely to be in much greater detail than in any other media. The local newspaper is a great vehicle for coverage of local and state elections, since it also has a readership that will have many opinions and actual experience with the candidates or the issues on the local ballot. Most readers closely scrutinize information about local elections since it is closest to home.

THE CHALLENGE...

- Find out what your newspaper is saying about local and state concerns and candidates during this election year. Use your newspaper to discover the following information.

Identify 3 or 4 elective positions at the local/state level to be filled this election year. List the candidates and party affiliation for each position. Describe major job responsibility of each position.

ELECTIVE POSITION

MAJOR JOB RESPONSIBILITY


- | | | |
|----|-------|-------|
| 1. | _____ | _____ |
| 2. | _____ | _____ |
| 3. | _____ | _____ |
| 4. | _____ | _____ |

CANDIDATES FOR EACH POSITION

PARTY AFFILIATION

- | | | |
|----|-------|-------|
| 1. | _____ | _____ |
| 2. | _____ | _____ |
| 3. | _____ | _____ |
| 4. | _____ | _____ |





ELECTION YEAR CARICATURES

One of the popular features of editorial pages is that of editorial cartooning. Editorial, or political, cartoons usually rely on current events and issues as a theme. During election years, a frequent topic of editorial cartoons may be candidates, issues and political parties. To understand the symbols used and the messages intended by an editorial cartoonist, it is important for a reader to be well informed about current events. Editorial cartoons may focus on federal, state or local elections. Cartoons on the editorial pages help provide newspapers and newspaper readers with an added balance of viewpoints during an election year, not to mention some occasional humor on a serious topic.

THE CHALLENGE...

- Use your local newspaper to collect six editorial cartoons which focus on the elections. (Try to find 2 cartoons directed at candidates/issues/problems for each level—local, state, federal.)
- Use construction paper or posterboard to mount each cartoon and to present your interpretation of the cartoon.
- Make copies of the form below (or design your own) and complete each form for each of the six cartoons you chose.
- Present one cartoon selection to your class and explain your impression of the cartoon.

ELECTION YEAR EDITORIAL CARTOON

•Level of Cartoon Topic (Local, State, Federal) _____

•Date of Newspaper _____ •Cartoonist's Name _____

•Major symbols used in the cartoon and the meaning or implication of each

_____	_____
_____	_____
_____	_____
_____	_____

•Message communicated by cartoon...



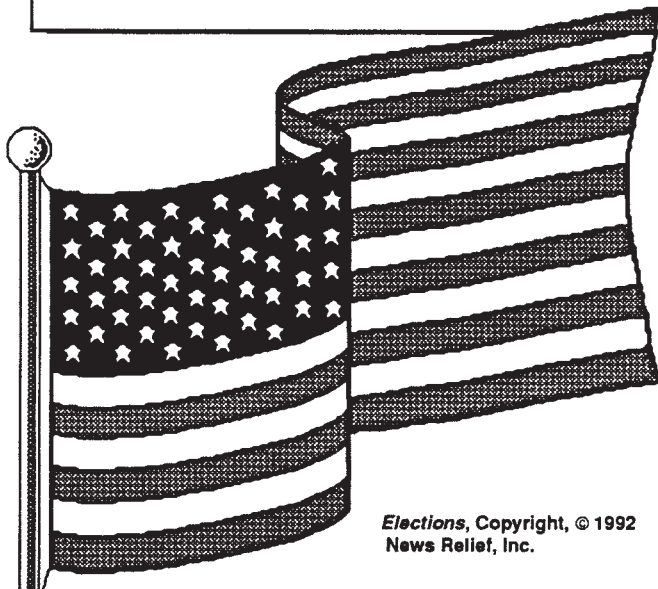
POLITICAL ADVERTISING

One of the newspaper's roles during an election year is to act as a vehicle for publicity of all candidates and all issues. This publicity may come in the form of news stories, editorials, news photos, editorial cartoons or advertising. Just as in any advertisement, the newspaper receives money for advertisements placed by a political committee in support of a certain candidate or issue. A newspaper may have strict rules about political advertisements and these rules may vary, according to the different policies of newspapers across the country. A newspaper reader should expect that political advertisements will be more plentiful as election day nears.

THE CHALLENGE...


- Use your local newspaper to find an example of a political advertisement for a candidate running for office. This should be an ad that was paid for by a local support committee.
- Clip the ad you select from the newspaper and attach it to this activity sheet.
- Read the ad carefully and list below the reasons given in the ad to support this candidate for political office.
- Evaluate the advertisement's contents and appearance, according to what you think a good political ad for a candidate should contain and how a good ad should appear. In the additional space provided, write a brief paragraph to describe the strengths and weaknesses of the ad.

Reasons Given To Support This Candidate



Strengths And Weaknesses Of The Attached Advertisement

Blank space for writing.



ELECTION YEAR COMIC STRIPS

Most readers expect a newspaper to carry information about the elections and various issues throughout its pages. On thorough examination, some readers may be surprised that election topics, issues, concerns and sometimes candidates running for federal office may receive comment or become the focus of some regular comic strips. Since comics often "mirror" real life, it makes sense that election year topics might find their way into the frames of some of our favorite comic strips in the newspaper.


THE CHALLENGE...

- Clip three comic strips in which you find a connection to election topics during this election year. Paste each of the comic strips in the space below or on back.
- Below each, write two sentences about the topic and election year reference(s) you find.

**Paste/Tape
Comic Strip Here**

**Paste/Tape
Comic Strip Here**

**Paste/Tape
Comic Strip Here**



STAMP OF APPROVAL

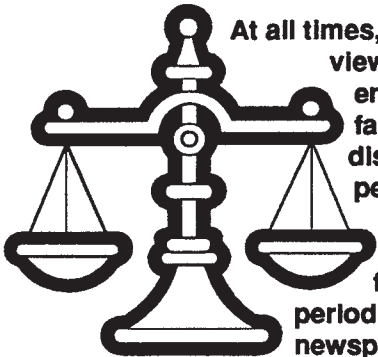
Many readers rely on the newspaper to find information and opinion about election issues and candidates before making voting decisions. Most newspapers try to provide a balance of news and opinion about election topics. Just prior to elections, the editorial pages usually contain the newspaper's endorsements of candidates and issues, along with support or reasons for the endorsements. Among the ranks of editorial staff members, not all may agree on the endorsements the newspaper makes. Within the reading audience, the newspaper may be criticized or revered for its stance on certain issues and candidates. Newspaper endorsements are considered a major victory in the campaign of a candidate or for proponents of certain issues.

THE CHALLENGE...

- Read the endorsements for candidates or election issues in your local newspaper. Pay special attention to the reasons given for supporting a certain candidate or proposal.
- In the space below, write your own endorsement of a candidate or an issue that will be on the ballot on election day. Be sure to clearly list your reasons for your support of this particular candidate or issue.

A large rectangular area with a decorative border. The border consists of a thick black line with a white star pattern. Inside this border is a white rectangular space for writing.


BALANCING ACT



At all times, including election years, newspapers try to present a balance of news and viewpoints so that readers can make decisions based on reason, rather than on emotion. Though some readers believe that a newspaper continually shows favoritism to one party or one candidate, the daily reader of the newspaper will discover a balance in the presentation of information. The balance may not be perfect, but newspapers do try to present different opinions. Reading one day's edition may seem to result in many stories that seem to favor a candidate or issue, but the next day's newspaper may carry more news and opinion favoring the other candidate, issue or party. Balance is achieved over a period of time, not necessarily in one edition; therefore, it is wise to read the newspaper every day to receive a balance of news and opinion.

THE CHALLENGE...

- Work in groups to select issues or candidates that you and your partners will be responsible for monitoring, in terms of the amount and kind of coverage the newspaper publishes over a two-week period.
- Decide how to divide this task within your group. You may want to assign each person a particular day's edition to evaluate. You may want to assign members front page or editorial page responsibility.
- The end result of this activity should be a presentation (with proof) that in a two-week period your newspaper either did or did not present a balance of coverage on your candidate/issue.
- Use the space below to write down each group member's job responsibility.





THE POLL REPORTS

One of the functions newspapers serve during an election is to report about the rise and fall of candidate popularity throughout the campaign. To do this, newspapers conduct their own polls, or rely on other polls made available through private firms or wire services. These polls merely check the "pulse" of voters and how they feel about the candidates running for office. A major revelation or news event may have great impact on a candidate's popularity from week to week. These polls also may serve a campaign manager in planning a strategy to put a candidate in a winning position on election day.

THE CHALLENGE...

- Use your local newspaper to clip any information coming from public polls regarding presidential candidates. This activity should be performed over a period of several weeks prior to election day. Keep all information from the polls in an envelope or special notebook.
- Use the space below to create a graph which reflects the rise and fall in popularity of two or three candidates running for the presidency. Create your graph so that it is clear who's ahead in the popularity polls each week prior to election day.




FRONT PAGE COVERAGE IN THE NEWSPAPER

Presidential election coverage in newspapers can usually be found on the front page. Often, we readers overlook the important coverage of elective offices and other issues on a state and local basis. Your local newspaper rarely fails to cover what might be viewed by the reading audience as minor elections and issues. Though these issues and elections vary greatly from region to region, the newspaper strives to present full coverage of all the elections and issues involved. The front page coverage may be devoted to several levels of election day news, not just giving attention to the federal elections.

THE CHALLENGE...

- Use the front page of your local newspaper to review the types of coverage presented in your newspaper. (You may use any edition prior to election day or the election day edition.)
- Use a ruler to measure the total number of front page column inches devoted to each area of coverage identified below.
- Calculate the percentage of front page coverage devoted to each area.
- Finally, based only on the allocation of front page space, describe what were the major election races for this year.

<u>Category of Front Page Coverage</u>	<u>Column Inches</u>	<u>Percentage of Space</u>
The Presidential Election	_____	_____
Other Federal Elections	_____	_____
State Elections	_____	_____
Local Elections	_____	_____
Political Issues	_____	_____
Local Bonds-Amendments	_____	_____
Non-Election News	_____	_____



• ON BACK OF THIS ACTIVITY PAGE, DESCRIBE WHAT YOU THINK WERE THE MAJOR ELECTION RACES FOR THIS YEAR.

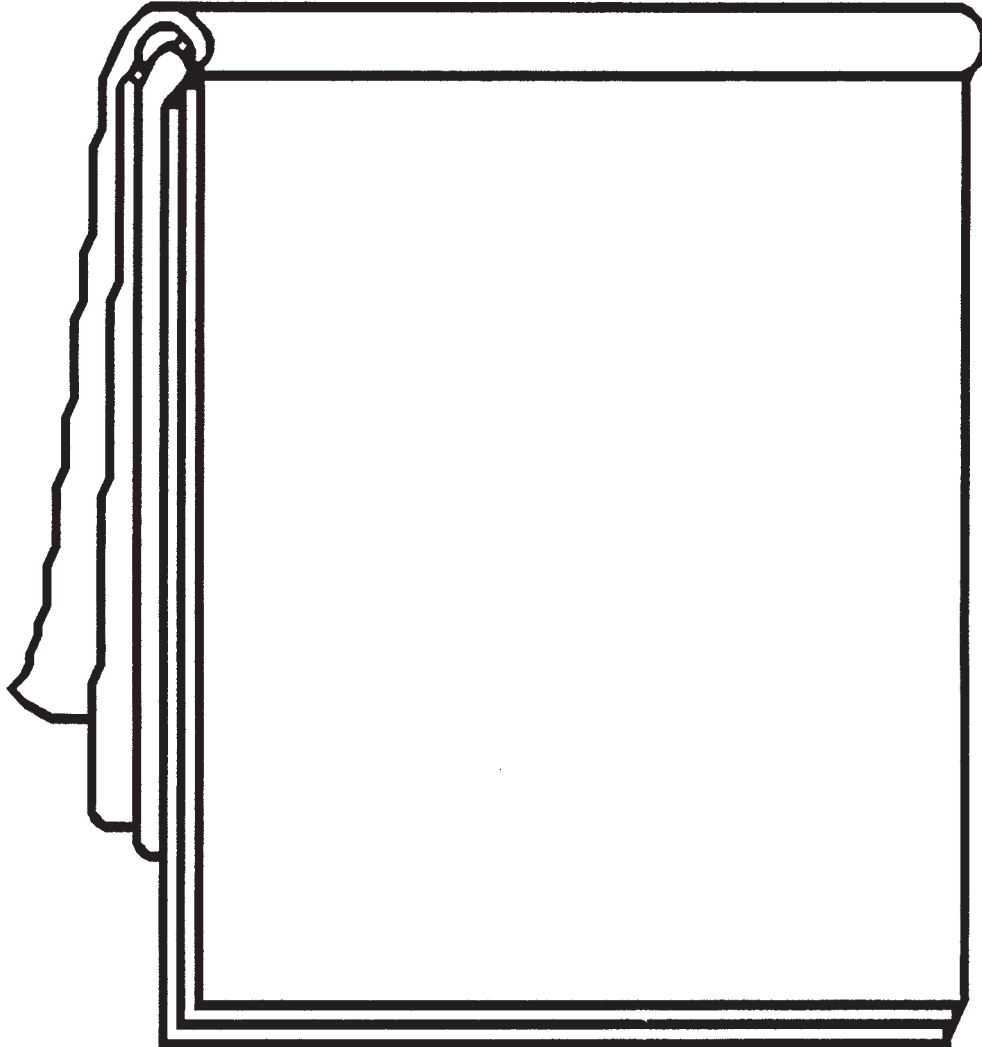
ELECTION DAY REPORTER



The local newspaper chronicles numerous current events. Election returns bring the focus of many newspapers to the elections and issues that concern the readers. For days following the elections, newspaper reports will analyze and critique what happened during the election year. Ongoing analyses will suggest what citizens can expect in the years to come, all as a result of the elections and various issues decided on election day. How will this year of elections be viewed in history? Was this a major turning point for the nation, your state or your community?

THE CHALLENGE...

- Assume that you are a reporter today. Your assignment is to write an account of today's election to be recorded in history. Describe the day's elections in less than 300 words. You may choose to write your account as "hard news" (inverted pyramid fashion) or you may opt to write your account as a brief editorial comment on the significance of the election day results. Be sure to consider the election results in view of the future needs of our society and our citizens. Use the "notebook" below to present your final report.



THE VOICE OF THE VOTER



Of growing concern to our country is the number of people who actually exercise their right to vote. An important part of the process of democracy is that of voicing personal opinion. One way to voice your opinion is by going to the polls to vote during elections. Voting for the candidate of your choice or voting for or against a proposed issue is an act of great importance. Not voting may indicate that a citizen does not care to take part in the democratic process. Since voter turnout is such an important issue, newspapers usually carry stories about the number of people who show up at the polls or vote by absentee ballot.

THE CHALLENGE...

- Use your local newspaper to complete the information in the table below.

Voter Turnout

•Find the headline of a story or the title of a chart that you think will describe the voter turnout at the polls (locally or nationally). Write the headline or title you found here...

•Read the information about voter turnout you found in your newspaper. If you are able to find information about local voter turnout, describe, in a few sentences, whether or not the numbers going to the polls were as expected or a surprise. What reasons are given for the voter turnout?




AND THE WINNERS ARE...

As part of the voting process, citizens are asked to make decisions in federal, state and local elections. These decisions relate to candidates and issues during a presidential election. The final outcome of the voting process can be discovered through reading the newspaper. Front page news often features the most visible elective offices and the winners of each position. Other pages of the newspaper are likely to carry information about the winners of all the elective positions listed on the ballot in your area.

THE CHALLENGE...

- Use your local newspaper to prepare a list of winners on election day. Try to identify several elective positions at each level and give the name of the person elected to each position.

<u>Elective Office</u>	<i>Winners-Federal Level</i>	<u>Winning Candidate</u>
_____		_____
_____		_____
_____		_____
_____		_____
_____		_____

<u>Elective Office</u>	<i>Winners-State Level</i>	<u>Winning Candidate</u>
_____		_____
_____		_____
_____		_____
_____		_____
_____		_____

<u>Elective Office</u>	<i>Winners-Local Level</i>	<u>Winning Candidate</u>
_____		_____
_____		_____
_____		_____
_____		_____
_____		_____




UNITED WE STAND

A careful reading of the newspaper editions following election day can reveal to us the attitudes of the majority in our nation. Though we might not agree with the results of the election, we still may learn about the ideas, concerns and attitudes of other people throughout the country. The newspaper carries an abundance of material about the voice of the people and what that voice said on election day. Editorials, news articles, editorial cartoons, letters to the editor, special columns and charts, all can help reveal to us the feeling of the majority of people about the candidates and the issues involved in this election.

THE CHALLENGE...

- Read your local newspaper on election day and for a few days following election day to find articles and information about how the people of the nation and your community seemed to feel and what they expressed by their vote at the polls.
- Consider what voters seemed to prefer in a candidate's stand on an issue, what candidates may seem to have been feared by voters, what voters may have liked or disliked about a candidate's personality, leadership skills and promises made. Consider also the needs of our nation and community and what seemed to be most important to the voters.
- Based on your reading and your thoughts, create in the space below a summary of voter attitudes in this election year.

A Summary of Voter Attitudes In _____
Election Year _____





WHERE DO YOU STAND?

The thoughts, concerns and attitudes of individuals throughout the nation are expressed daily in the newspaper—news events coverage, editorials, letters, photos and even advertisements and comics. Historically, election day is the day in which individuals have their chance to speak out by going to the polls and expressing their views by voting for or against candidates and issues. Though not everyone can win on election day, the opportunity to speak freely through action is an important part of our democracy.

THE CHALLENGE...

- Use your newspaper to identify certain candidates and issues voted on during this election year.
- List the names of two candidates and identify two issues from the newspaper that you feel strongly about. (You may not like the way things turned out in the election, but you still get a chance to have the last word on these candidates and issues.)
- In the area provided below, summarize your thoughts and feelings about each issue and each candidate you identified.




Here's Where I Stand...

Candidate 1 _____

Candidate 2 _____

Issue 1 _____

Issue 2 _____



A PHOTO FINISH

Election returns are often reported in front pages of newspapers today in such a manner that readers get a quick and clear picture of the election day results. For this reason, graphs, charts and photos are usually evident on the front page. The final pictures of the campaign, the issues and the voters can be very emotional, reflecting the pain of defeat or the elation of victory. Whatever the final pictures might be, the newspaper will likely to capture the emotions of election day and the days that follow.

THE CHALLENGE...

- Analyze the photos in your local newspaper on election day and for a few days that follow election day.
- Select one photo that you think reflects the most emotion. Clip the photo you selected and tape/paste it below or on the back of this activity sheet.
- Create below the photo you selected two descriptions as follows...

1. ***Write an objective description of the photo similar to a typical newspaper photo caption or cutline. Be sure to include specifics, the who, the what, the when, the where and the why. Your caption should (with the accompanying photo) stand alone as a story in itself.***

2. ***Create a poem about the same photo you selected. This poem may be whimsical (a limerick, perhaps?) or the poem may be constructed in another format that your teacher suggests. Remember that this poetic approach to describing the photo allows for much more emotional expression than the caption approach you completed.***



A SURPRISE PACKAGE

Most of us think of a surprise as being something unexpected, yet pleasant when the surprise is upon us. This may not be the case for politicians who literally count on support from certain states, counties, parishes or precincts in the final tally. Some surprises can be devastating for the candidates seeking office. These same surprises can be good news for the opponents. The final tallies of the vote may hold many surprises for the country. The local newspaper will report surprising outcomes, as well as those that were expected.

THE CHALLENGE...

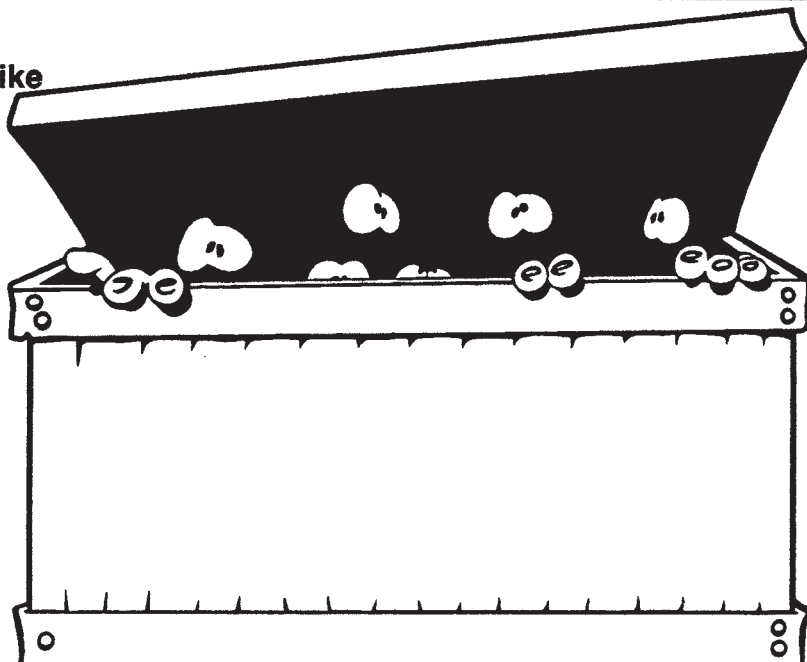
- Use your local newspaper to create a list below of some of the surprises revealed by the final vote in this election year. The list may include names of candidates who were elected or ousted or propositions that failed or passed.
- For each item you list, explain what the surprise was. You may use your own thoughts or you may use an explanation found in your local newspaper.

THE BIG SURPRISE!

WHY A SURPRISE?

_____	_____
_____	_____
_____	_____
_____	_____
_____	_____

- In the space below, identify a local surprise that you would like to have seen occur. Explain why you would like to have seen this happen.





DEAR MR. PRESIDENT: WALK A MILE WITH ME

Election day is over. The final ballots have been cast and counted. The people of the country have spoken. The newly-elected president, whether or not an incumbent, now has the task of planning the agenda for the country, dealing with the many issues that must be faced and putting the country on the best possible track for the future. During the next four years, the president will rely on his many advisors for help in making decisions. The Inaugural Address and the State of the Union message, delivered by the President of the United States will likely reveal some of the dreams the President would like to see become reality for our nation. Have you some thoughts and dreams you would like to see the President consider before the final plans are charted for the nation?

THE CHALLENGE...

- Think about some topics you would like to discuss with the new President of the United States. These topics do not need to focus on all the issues you have discussed in class, just a few that concern you most. You can use your local newspaper to get additional ideas, as well.
- Assume that you have been given the opportunity to walk a mile with the new President of The United States. Create, on a separate sheet of paper, a letter that you would like to share with him on your leisurely walk. Remember, it's just the two of you (and perhaps a few Secret Service people in the background). Share with the President your deepest concerns about the future and what you would like for him to know before he and his staff take any action. You may construct your letter based on personal experience, the needs of your family or what you see as the greatest threats to our country.
- If you think these words need to be heard by others, consider sending your letter to your local newspaper for possible publication in the section for letters to the editor.



Winning Ways...Supplemental Activities



ELECTIONS FROM A TO Z

For this activity, you need a partner. Your challenge is to clip from your newspaper each of the items listed below that you're likely to find in a newspaper during an election year. You may need to use several sheets of paper to display what the challenge list called for and the item that you selected from the newspaper. By each item you find, you need to give the newspaper date, section and page number.

- A. a map showing voting precincts**
- B. a picture of a candidate running for state office**
- C. a letter to the editor expressing anger about the coming election**
- D. a syndicated editorial about a national issue**
- E. a story that mentions a U.S. Representative**
- F. a cartoon that makes use of a political party symbol**
- G. caricatures of each candidate running for president**
- H. a column written by a political analyst**
- I. a comic strip about voting, campaigns or elections**
- J. a graph or chart that refers in some way to the election or issues**
- K. the name of a TV program (other than a news broadcast) focusing on elections**
- L. the name of a radio program that will likely focus on national issues**
- M. the name of a celebrity who is involved in support of a candidate or issue**
- N. a photo of a family member of a candidate for public office**
- O. a statement from a political advertisement that is vague or unclear**
- P. two adjectives from a news story that describe a candidate**
- Q. a quote from someone about a local candidate or election issue**
- R. an example of political "mud-slinging"**
- S. a reference to fund-raising for a candidate or political party**
- T. an editorial cartoon which focuses on a national issue**
- U. a story about a problem that a newly elected president will have to deal with**
- V. a news photo that shows a great amount of election year emotion**
- W. a letter to the editor that expresses patriotism**
- X. the names of two running mates**
- Y. a reference to the U.S. Constitution or a law that regulates elections**
- Z. a picture of an elated candidate**

Winning Ways...Supplemental Activities




POLLSTER

For this activity, you will need to create a list of questions, along with the rest of your class, so that you may play the role of a pollster conducting *exit polls* with a segment of your school and community population. On a separate sheet of paper, create a brief series of questions to ask people about their voting choices and reasons for those choices. (Be aware that voting is a private matter to many people and they may not want to respond to your survey.)

- Use your newspaper to discover what types of questions may be asked in an exit poll and to determine the reason exit polls are conducted.
- Use the space below to write a newspaper story, complete with headlines, graphics, charts, etc. to report your findings on your survey.

Winning Ways...Supplemental Activities



A POLITICAL PICTURE

In the space allotted below, create a "political picture" of yourself. Now that you have studied about campaigns, candidates, elections and issues, this is your chance to reflect your political personality. By evaluating where you stand on the issues, you should be able to decide to which political party's ideals you come closest in attitude and in what ways you may differ from present members of this particular party.

A Political Profile of _____

(Your Name Goes Above)

•Describe how you feel about three or four national issues.

•Describe the platform of the party which has ideas similar to yours.

•Explain what political party you would support in the coming election and give five reasons for your support.

Winning Ways...Supplemental Activities

FUTURE CHALLENGE

Use the space below to create a "to do" list for the next four years for the winners in the local, state and federal elections. For each level, identify the name of one winner and prepare an itemized list of tasks that must be accomplished by each elective official you identify. Make certain the "jobs" listed for the official to complete are the ones you think should receive top priority. These jobs must be specific!



LOCAL OFFICIAL

TO DO LIST FOR: _____

- _____
- _____
- _____

STATE OFFICIAL

TO DO LIST FOR: _____

- _____
- _____
- _____

FEDERAL OFFICIAL

TO DO LIST FOR: _____

- _____
- _____
- _____


Winning Ways...Supplemental Activities

SHORT TERM ACTIVITIES

The following activity cards may be used for additional learning about the elections, the candidates and the issues. Each card may be used for enrichment, special project work or extra credit. Each activity idea listed on this page may also be developed into full page activity sheets, such as the ones provided earlier in this publication. Enjoy each activity as you learn more about elections, politics and the newspaper!

#1 Election Reform

Some people in our country are very unhappy about the way we elect our presidents. Use your local newspaper to find out what is being said by some people about election reform. Search the newspaper for any stories about election reform. Prepare a presentation about the pros and cons of election reform.



#2 Foreign Reaction

Use your newspaper to analyze the strengths and weaknesses of presidential candidates in terms of their past successes or failures in the area of domestic and international relations. Create a chart to reflect how the people and/or governments of other major countries would react to each candidate, if elected to office.



#3 Photo Opportunities

Plan a week's worth of camera shots that might be good for publication in the newspaper. Prepare a list of candidates, their agents and places that they will be in the coming week. You'll have to use the information in the newspaper about campaign travel plans of the candidates. Describe the time, place and composition of the photo to be snapped.



#4 Campaign Pals

Who else is campaigning for a particular candidate? Follow newspaper reports to check in on who's actively supporting one of your favorite candidates. Create a list of campaigners devoted to one candidate. Beside each name, describe the relationship between the candidate and the supporter and if you think this supporter is an effective helper.



#5 Unorthodox

Sometimes in an election year, the unexpected gets the most attention. Use your newspaper to find examples of anything out of the ordinary when it comes to elections. Create a poster to display your findings. Look for "unexpected" candidates, popularity, events, statements, advertisements, etc. as components of your poster.



#6 Unbelievable

Do you think that candidates ever make statements that are hard to believe? Use your newspaper to find examples of statements that candidates make that you think will be hard to "live up to." Examine each statement closely and explain why you think each is difficult to believe. Decide which of the candidates running for office is most credible.



Winning Ways...Supplemental Activities

SHORT TERM ACTIVITIES

The following activity cards may be used for additional learning about the elections, the candidates and the issues. Each card may be used for enrichment, special project work or extra credit. Each activity idea listed on this page may also be developed into full page activity sheets, such as the ones provided earlier in this publication. Enjoy each activity as you learn more about elections, politics and the newspaper!

#7 High Tech Elections

Skim the pages of your newspaper to find examples of high technology being used in current elections. (Imagine how different elections were 20 or 40 years ago. Use the library to research some newspaper election reports from the past.) Create a list of high-tech items and the purpose of their use in today's elections. What may be some disadvantages in using these items?



#8 Stormy Indications

The weather can have some serious impact on voter turnout at the polls on election day. Two or three days before the election, use your newspaper's weather information to predict how weather may affect voter turnout in several areas of the country. Compare your predictions to actual voter turnout in the areas you identified.



#9 Eating Their Words

Following the conventions of political parties, only one candidate for president and one candidate for vice-president can emerge as running mates to represent that party. Watch for newspaper reports on former candidates for office who may have withdrawn after a few primaries or who may have held on until the last delegate voted. Find out if these "also rans" now support their party's candidate fully.


#10 Look Back and Laugh

Using a newspaper story or a newspaper photo as background information, create, from the point of view of a candidate running for office, a brief anecdote about "My Most Embarrassing Moment in Politics." This should be written so that it might be included someday in the "memoirs" of this candidate.



#11 Lampooning The Elections

Clip at least 10 newspaper photos from two or three different editions of your local newspaper. Create a humorous story in which you "poke fun" at politics. Use the photographs to illustrate your commentary.



#12 The Tracks of My Tears

Find examples in the newspaper of things that a candidate may have said or done that he or she regrets. Write a paragraph about how much impact one's past should have on a person's chances for getting elected. Describe what you think should be the role of the media in reporting this type of information.

