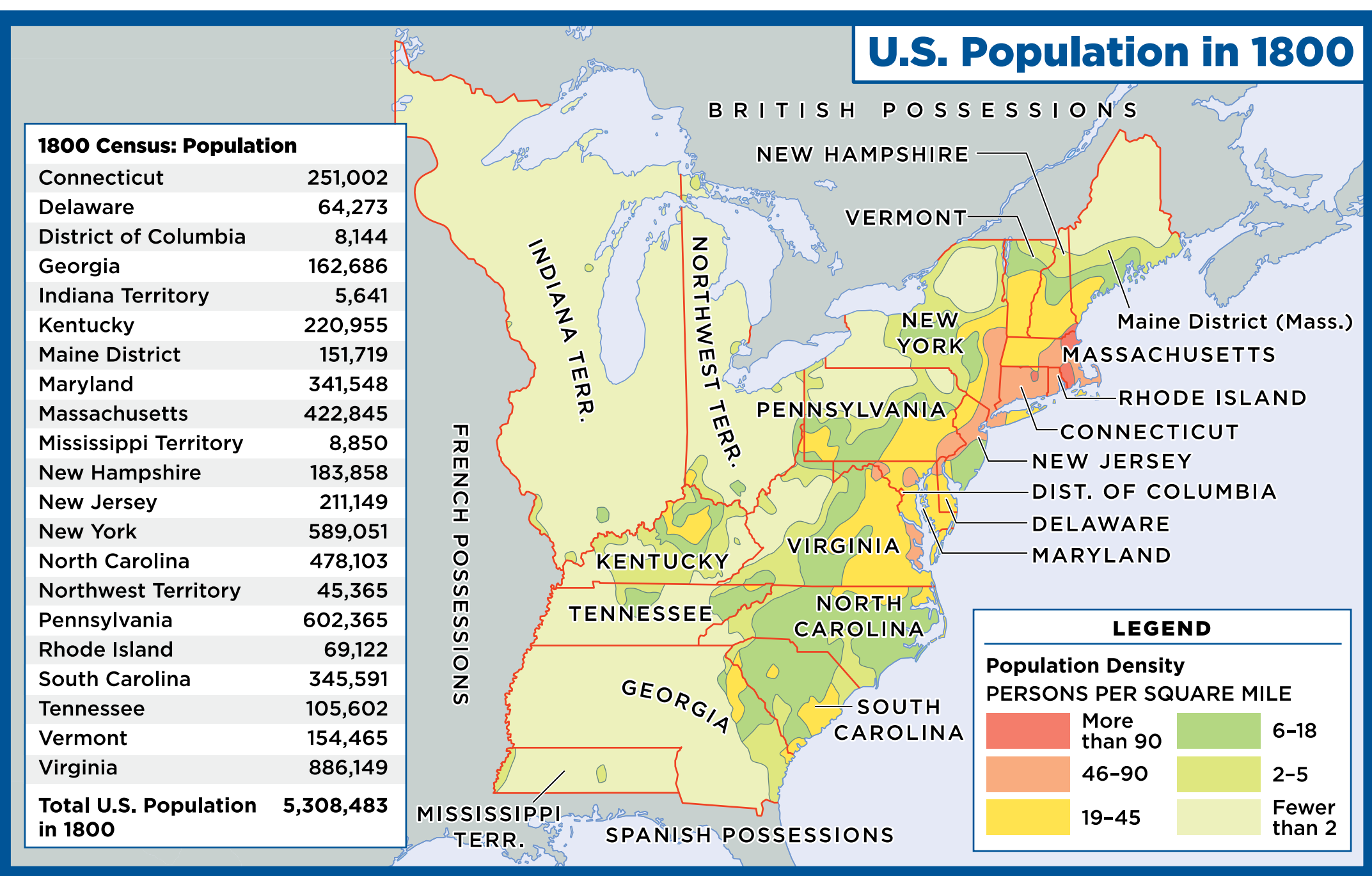
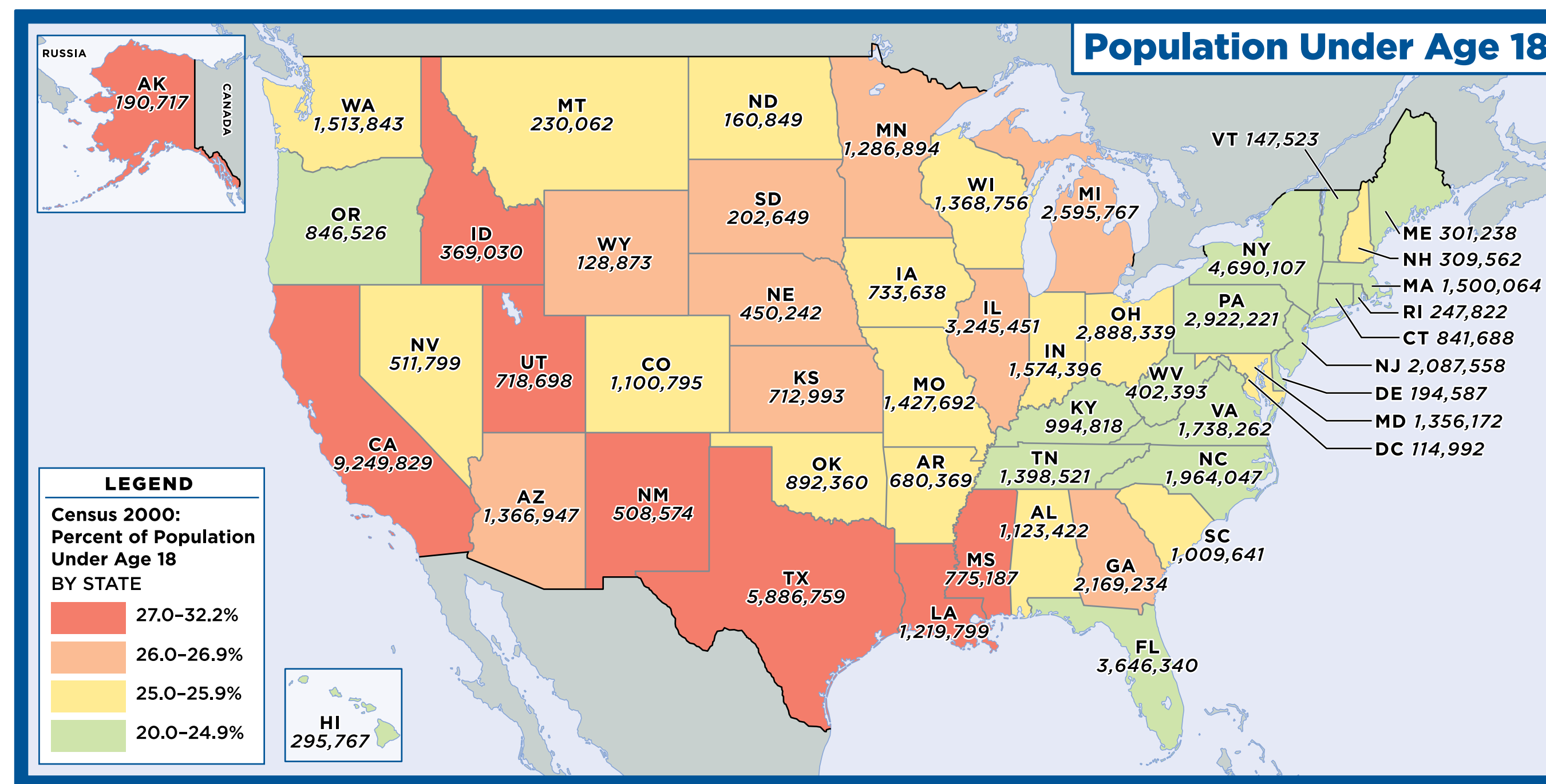
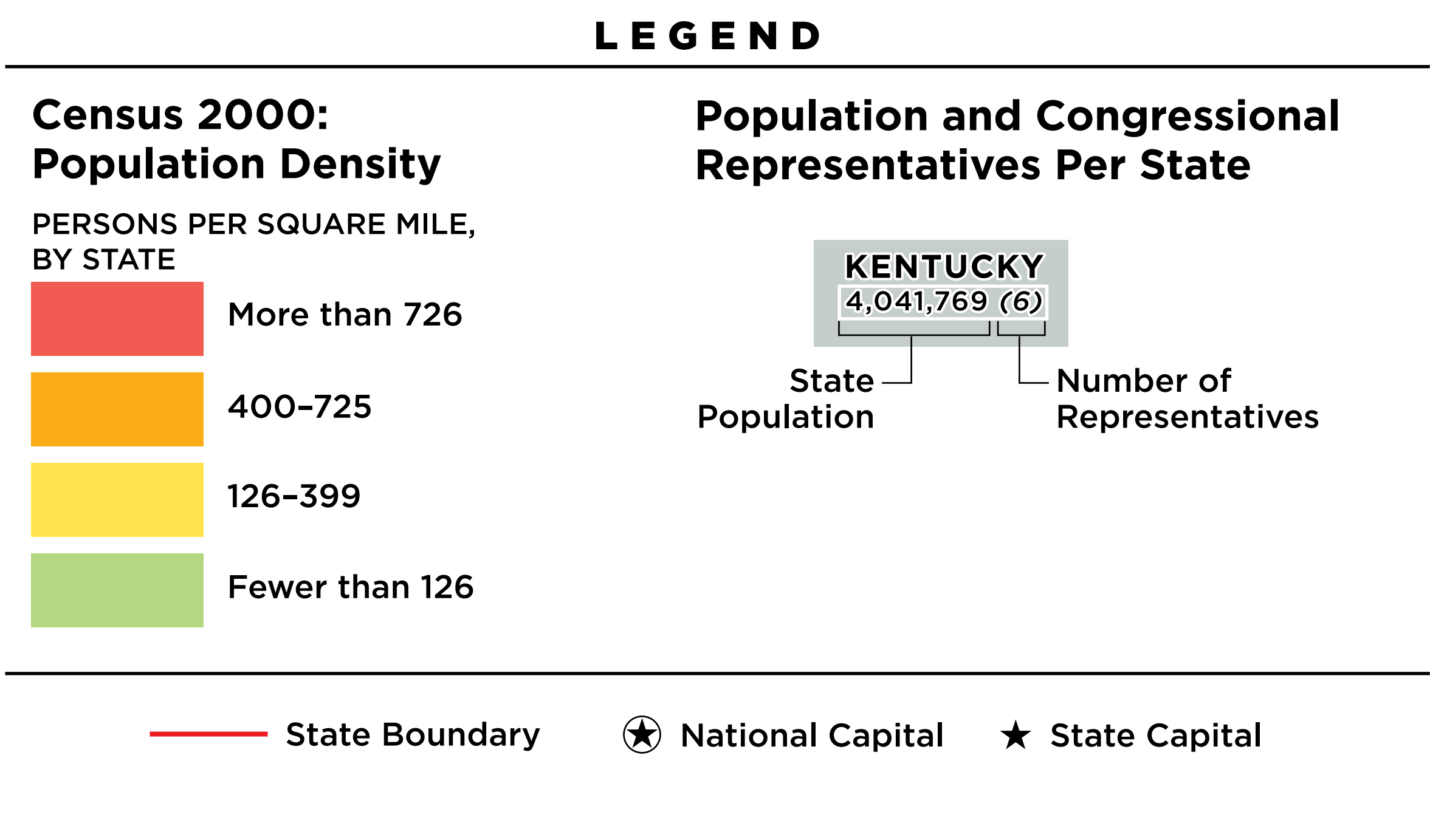


United States Population



United States Population
Data set: Census 2000 Summary File 1 (a)

Location	Population (a)	Representatives (b)	Persons per square mile (a)
United States	281,421,906	435	79.6
Alabama	4,447,100	7	87.6
Alaska	626,932	1	1.1
Arizona	5,130,632	8	45.2
Arkansas	2,673,400	4	51.3
California	33,871,648	53	217.2
Colorado	4,301,261	7	41.5
Connecticut	3,405,565	5	702.9
Delaware	783,600	1	401.1
District of Columbia	572,059	0	9,316.4
Florida	15,982,378	25	296.4
Georgia	8,186,453	13	141.4
Hawaii	1,211,537	2	188.6
Idaho	1,293,953	2	15.6
Illinois	12,419,293	19	223.4
Indiana	6,080,485	9	169.5
Iowa	2,926,324	5	52.4
Kansas	2,688,418	4	32.9
Kentucky	4,041,769	6	101.7
Louisiana	4,468,976	7	102.6
Maine	1,274,923	2	41.3
Maryland	5,296,486	8	541.9
Massachusetts	6,349,097	10	809.8
Michigan	9,938,444	15	175.0
Minnesota	4,919,479	8	61.8
Mississippi	2,844,658	4	60.6
Missouri	5,595,211	9	81.2
Montana	902,195	1	6.2
Nebraska	1,711,263	3	22.3
Nevada	1,998,257	3	18.2
New Hampshire	1,235,786	2	137.8
New Jersey	8,414,350	13	1,134.4
New Mexico	1,819,046	3	15.0
New York	18,976,457	29	401.9
North Carolina	8,049,313	13	165.2
North Dakota	642,200	1	9.3
Ohio	11,353,140	18	277.3
Oklahoma	3,450,654	5	50.3
Oregon	3,421,399	5	35.6
Pennsylvania	12,281,054	19	274.0
Rhode Island	1,048,319	2	1,003.2
South Carolina	4,012,012	6	133.2
South Dakota	754,844	1	9.9
Tennessee	5,689,283	9	138.0
Texas	20,851,820	32	79.6
Utah	2,233,169	3	27.2
Vermont	608,827	1	65.8
Virginia	7,078,515	11	178.8
Washington	5,894,121	9	88.6
West Virginia	1,808,344	3	75.1
Wisconsin	5,363,675	8	98.8
Wyoming	493,782	1	5.1

Source: (a) U.S. Census Bureau, Census 2000 Summary File 1;
(b) U.S. Department of Commerce, U.S. Census Bureau

U.S. Population Under Age 18
Data set: U.S. Census Bureau, Census 2000 Summary File

Location	Population Under Age 18	Percent
United States	72,293,812	25.7
Alabama	1,123,422	25.3
Alaska	190,717	30.4
Arizona	1,366,947	26.6
Arkansas	680,369	25.4
California	9,249,829	27.3
Colorado	1,100,795	25.6
Connecticut	841,688	24.7
Delaware	194,587	24.8
District of Columbia	114,992	20.1
Florida	3,646,340	22.8
Georgia	2,169,234	26.5
Hawaii	295,767	24.4
Idaho	369,030	28.5
Illinois	3,245,451	26.1
Indiana	1,574,396	25.9
Iowa	733,638	25.1
Kansas	712,993	26.5
Kentucky	994,818	24.6
Louisiana	1,219,799	27.3
Maine	301,238	23.6
Maryland	1,356,172	25.6
Massachusetts	1,500,064	23.6
Michigan	2,595,767	26.1
Minnesota	1,286,894	26.2
Mississippi	775,187	27.3
Missouri	1,427,692	25.5
Montana	230,062	25.5
Nebraska	450,242	26.3
Nevada	511,799	25.6
New Hampshire	309,562	25.0
New Jersey	2,087,558	24.8
New Mexico	508,574	28.0
New York	4,690,107	24.7
North Carolina	1,964,047	24.4
North Dakota	160,849	25.0
Ohio	2,888,339	25.4
Oklahoma	892,360	25.9
Oregon	846,526	24.7
Pennsylvania	2,922,221	23.8
Rhode Island	247,822	23.6
South Carolina	1,009,641	25.2
South Dakota	202,649	26.8
Tennessee	1,398,521	24.6
Texas	5,886,759	28.2
Utah	718,698	32.2
Vermont	147,523	24.2
Virginia	1,738,262	24.6
Washington	1,513,843	25.7
West Virginia	402,393	22.3
Wisconsin	1,368,756	25.5
Wyoming	128,873	26.1

Source: U.S. Census Bureau, Census 2000 Summary File 1

U.S. Population in 1800

States and Territories	Population
Connecticut	251,002
Delaware	64,273
District of Columbia	8,144
Georgia	162,686
Indiana Territory	5,641
Kentucky	220,955
Maine District	151,719
Maryland	341,548
Massachusetts	422,845
Mississippi Territory	8,850
New Hampshire	183,858
New Jersey	211,149
New York	589,051
North Carolina	478,103
Northwest Territory	45,365
Pennsylvania	602,365
Rhode Island	69,122
South Carolina	345,591
Tennessee	105,602
Vermont	154,465
Virginia	886,149
Total U.S. Population in 1800	5,308,483

Sources: U.S. Census Bureau, Statistical Abstract of the United States: 2003;
Table A-25. Race for the United States, Regions, Divisions, and States: 1800.

Note: Virginia includes 1800 population from the area currently in Virginia and includes West Virginia, formerly part of Virginia.

Census 2000: Youngest and Oldest Populations
Median Age
In Years, by State
Data Set: Census 2000 Summary File 1

States	Median Age— 5 youngest
Utah	27.1
Texas	32.3
Alaska	32.4
Idaho	33.2
California	33.3

United States **35.3**

States	Median Age — 5 oldest
Vermont	37.7
Pennsylvania	38.0
Maine	38.6
Florida	38.7
West Virginia	38.9

Source: U.S. Census Bureau, Census 2000 Summary File 1